


WERNER

Inventing Innovation...

Living Industrial Partnerships

PRODUCT SPECIFICATION

78 Series DIN Rail Terminals



www.wernerelektrik.com

Model Selection.....	1
Model Number Structure	2
Technical Data - Feed Through Terminal Blocks	3
Accessories	4 - 5
Technical Data - Ground / Earth Terminal Blocks	6
Return - Feed Through Modular Terminal Block.....	7
Twin - Feed Through Modular Terminal Block.....	8
Fuse Modular Terminal Block	9
Accessories	10 - 12

DIN Rail Terminal Blocks



WERNER'S 78 series Feed through terminal blocks are simple DIN rail mounted electrical terminal blocks. This is an ideal product to connect the control wiring (PLC's, Relays, contactors, etc.) to the field wiring.

Features Overview

- Mount on standard 35 mm Din rail
- Terminal blocks are explosive resistant
- Shock resistant, easy mounting & dismantling
- Standard industrial color coding of green / yellow in this range
- Terminal blocks suitable for grounding / earthing wires available

Highlights

- Marker holding to accept marking tags for circuit identification
- Sleeves & shorting links screws for cross connection available
- Ideal terminal block to connect the control wiring of PLC's, contactors & relays

78 series terminal blocks provide a means of connecting and identifying two or more wires within the demands of an industrial environment. It can terminate solid or stranded wires ranging from 18-3/0 AWG, and offer fusing, grounding or disconnecting capability within the electrical terminal block itself.

With standard screw terminals, 78 series terminal blocks are economical and reliable..

Terminal Blocks

Feed Through Terminal Blocks Features:

- Suitable for explosive atmosphere
- Mount on a standard 35mm DIN rail
- Shock resistance
- Easy mounting and dismounting
- Marker holding to accept marking tags for circuit identification
- Sleeves and Shorting links screws for cross connection
- Material: Polyamide (PA)



Approvals Approbations and Declaration of conformity

CE CE

Ground / Earth Terminal Blocks Features:

- Suitable for Grounding / Earthing wires
- Standard Industrial Color Code of green / yellow
- Easy mounting and dismounting
- Material : Polyamide (PA)

Model Selection

Description	Connection Type	Appearance	Model Number	Wire Size (in mm ²)	Voltage	Current
Feed through Terminal Blocks	Screw Clamp		78.10.02	0.5 to 2.5	600 V	20 A
			78.10.05	0.5 to 5	600 V	30 A
			78.10.06	1.5 to 6	600 V	50 A
			78.10.10	1.5 to 10	600 V	65 A
			78.10.16	2.5 to 16	600 V	85 A
			78.10.25	6 to 25	600 V	115 A
			78.10.35	10 to 35	600 V	115 A
			78.10.50	16 to 50	600 V	150 A
Ground / Earth Terminal Blocks	Screw Clamp		78.10.95	25 to 95	600 V	230 A
			78.20.04	0.5 to 4	800 V	32 A
			78.20.06	1.5 to 6	800 V	41 A
			78.20.10	1.5 to 10	800 V	57 A
			78.20.16	2.5 to 16	800 V	76 A
78.20.35	10 to 35	800 V	125 A			

Color Description

Note: Gray is the standard color code.
Other than grey standard please follow the ordering principles.

When ordering please add the appropriate color code followed by a “ . ”

Example: In order to choose the black color add “.00” as shown in the structure.



Black

78.10.05.00

78 Series Terminal Blocks
Feed through Terminal Blocks
Wire Size of 0.5 to 5 mm²

Ordering	Description	Sample
02	Red	
03	Amber	
04	Yellow	
05	Green	
06	Blue	
09	White	
00	Black	

* Color code is not required for gray standard.

Model Number Structure - DIN Rail Terminal Blocks



78.10.02

Series	
78 Series Terminal Blocks	

Terminal Block Type	
10	Feed Through Terminal Blocks
20	Ground / Earth Terminal Blocks

Wire Size	
-----------	--

Feed Through Terminal Blocks	
02	0.5 to 2.5
05	0.5 to 5
06	1.5 to 6
10	1.5 to 10
16	2.5 to 16
25	6 to 25
35	10 to 35
50	16 to 50
95	25 to 95

Ground / Earth Terminal Blocks	
04	0.5 to 4
06	1.5 to 6
10	1.5 to 10
16	2.5 to 16
35	10 to 35




* Gray is the standard color that is chosen for this series
 * To choose appropriate color code please refer to page no. 1




78 Series DIN Rail Terminal Blocks

WERNER

Technical Data - Feed Through Terminal Blocks

Model Number		78.10.02	78.10.05	78.10.06
Appearance		 Width : 5.2 mm Height : 42.5 mm	 Width : 6.2 mm Height : 42.5 mm	 Width : 8.2 mm Height : 42.5 mm
Wire Size	Stranded Wire	0.5 to 2.5 mm ²	0.2 to 5 mm ²	1.5 to 6 mm ²
	Solid Wire	0.5 to 5 mm ²	0.2 to 6 mm ²	1.5 to 10 mm ²
Rated Connecting Capacity		0.5 - 2.5 mm ²	0.5 - 4 mm ²	1.5 - 6 mm ²
Voltage Rating		600 V	600 V	600 V
Current Rating		20 A	30 A	50 A
Type of Connection		2 conductors with same cross section	2 conductors with same cross section	2 conductors with same cross section
Stripping Length		9 mm	8 mm	12 mm
Terminal Block Pitch		5 mm	6 mm	8 mm
Torque		0.4 Nm	0.6 Nm	0.8 Nm
Insulation Material		Polyamide	Polyamide	Polyamide

Model Number		78.10.10	78.10.16	78.10.25
Appearance		 Width : 10.2 mm Height : 42.5 mm	 Width : 12.2 mm Height : 42.5 mm	 Width : 5.2 mm Height : 42.5 mm
Wire Size	Stranded Wire	1.5 to 10 mm ²	2.5 to 16 mm ²	6 to 25 mm ²
	Solid Wire	1.5 to 16 mm ²	2.5 to 25 mm ²	6 to 35 mm ²
Rated Connecting Capacity		1.5 - 10 mm ²	2.5 - 16 mm ²	6 - 25 mm ²
Voltage Rating		600 V	600 V	600 V
Current Rating		65 A	85 A	115 A
Type of Connection		2 conductors with same cross section	2 conductors with same cross section	2 conductors with same cross section
Stripping Length		12 mm	16 mm	18 mm
Terminal Block Pitch		10 mm	12 mm	12 mm
Torque		1.2 Nm	2 Nm	2 Nm
Insulation Material		Polyamide	Polyamide	Polyamide













Model Number		78.10.35	78.10.50	78.10.95
Appearance		 Width : 15.2 mm Height : 50 mm	 Width : 20 mm Height : 70.5 mm	 Width : 25 mm Height : 83 mm
Wire Size	Stranded Wire	0.75 to 35 mm ²	16 to 50 mm ²	25 to 95 mm ²
	Solid Wire	0.75 to 35 mm ²	16 to 70 mm ²	25 to 120 mm ²
Rated Connecting Capacity		10 - 35 mm ²	16 - 50 mm ²	25 - 95 mm ²
Voltage Rating		600 V	600 V	600 V
Current Rating		115 A	150 A	230 A
Type of Connection		2 conductors with same cross section	2 conductors with same cross section	2 conductors with same cross section
Stripping Length		16 mm	22 mm	24 mm
Terminal Block Pitch		15 mm	20.5 mm	25 mm
Torque		2.5 Nm	6.8 Nm	18.2 Nm
Insulation Material		Polyamide	Polyamide	Polyamide

* Gray is the standard color that is chosen for this series

* To choose appropriate color code please refer to page no. 1

78 Series DIN Rail Terminal Blocks

Accessories

Model Number		78.10.02	78.10.05	78.10.06	78.10.10
Appearance					
Model Number		78.10.02	78.10.05	78.10.06	78.10.10
Marking Tags 	K Type	78.08.010	78.08.020	78.08.030	78.08.040
	Continuous Tag	78.08.100	78.08.100	78.08.100	78.08.100
Mounting Rail 	35 Din Rail	78.02.02	78.02.02	78.02.02	78.02.02
	35 Din Rail	78.02.03	78.02.03	78.02.03	78.02.03
	32 Din Rail	78.02.01	78.02.01	78.02.01	78.02.01
Partition Plate		78.01.21	78.01.20	78.01.20	78.01.20
End Plate 		78.01.11	78.01.10	78.01.10	78.01.10
Separator Plate		78.01.31	78.01.30	78.01.30	78.01.30
End Clamp	32 & 35 Din	78.03.01	78.03.01	78.03.01	78.03.01
	35 Din	78.03.02	78.03.02	78.03.02	78.03.02
Insulated Pre Assembled Shorting Link 	2 way	78.04.220	78.04.221	78.04.222	78.04.223
	3 way	78.04.230	78.04.231	78.04.232	78.04.233
	4 way	78.04.240	78.04.241	78.04.242	78.04.243
	10 way	78.04.200	78.04.201	78.04.202	78.04.203
	100 way	78.04.210	78.04.211	–	–
Pre Assembled Shorting Links 	2 way	78.04.120	78.04.121	78.04.122	78.04.123
	3 way	78.04.130	78.04.131	78.04.132	78.04.133
	4 way	78.04.140	78.04.141	78.04.142	78.04.143
	10 way	78.04.100	78.04.101	78.04.102	78.04.103
	100 way	78.04.110	78.04.111	–	–
Insulated Comb Type Shorting Link 	2 way	78.04.420	78.04.421	78.04.422	78.04.423
	3 way	78.04.430	78.04.431	78.04.432	78.04.433
	4 way	78.04.440	78.04.441	78.04.442	78.04.443
	10 way	78.04.400	78.04.401	78.04.402	78.04.403
Permanent Shorting Links 	2 way	78.04.320	78.04.321	78.04.322	78.04.323
	3 way	78.04.330	78.04.331	78.04.332	78.04.333
	4 way	78.04.340	78.04.341	78.04.342	78.04.343
	10 way	78.04.300	78.04.301	78.04.302	78.04.303
100 way		78.04.310	78.04.311	–	–
Test Socket 		78.05.300	78.05.301	78.05.301	78.05.301
Short Sleeve & Screw for Quick Permanent Shorting		78.05.100	78.05.100	78.05.100	78.05.100
Long Sleeve & Screw for Temporary Shorting		78.05.200	78.05.200	78.05.200	78.05.200
Removable Shorting Links		78.04.500	78.04.501	78.04.502	78.04.503

* Gray is the standard color that is chosen for this series

* To choose appropriate color code please refer to page no. 1

78 Series DIN Rail Terminal Blocks



WERNER



Accessories


78.10.16	78.10.25	78.10.35	78.10.50	78.10.95
				
78.10.16	78.10.25	78.10.35	78.10.50	78.10.95
78.08.050	78.08.050	78.08.060	78.08.070	78.08.080
78.08.100	78.08.100	78.08.100	–	–
78.02.01	78.02.01	78.02.01	78.02.01	78.02.01
78.02.02	78.02.02	78.02.02	78.02.02	78.02.02
78.02.03	78.02.03	78.02.03	78.02.03	78.02.03
–	78.01.22	78.01.23	–	–
–	78.01.12	78.01.13	–	–
78.01.30	–	–	–	–
78.03.01	78.03.01	78.03.01	78.03.01	78.03.01
78.03.02	78.03.02	78.03.02	78.03.02	78.03.02
78.04.224	78.04.225	78.04.226	–	–
78.04.234	78.04.235	78.04.236	–	–
78.04.244	78.04.245	78.04.246	–	–
78.04.204	78.04.205	78.04.206	–	–
–	–	–	–	–
78.04.124	78.04.125	78.04.126	–	–
78.04.134	78.04.135	78.04.136	–	–
78.04.144	78.04.145	78.04.146	–	–
78.04.104	78.04.105	78.04.106	–	–
–	–	–	–	–
78.04.424	78.04.425	78.04.426	–	–
78.04.434	78.04.435	78.04.436	–	–
78.04.444	78.04.445	78.04.446	–	–
78.04.404	78.04.405	78.04.406	–	–
78.04.324	78.04.325	78.04.326	–	–
78.04.334	78.04.335	78.04.336	–	–
78.04.344	78.04.345	78.04.346	–	–
78.04.304	78.04.305	78.04.306	–	–
–	–	–	–	–
78.05.301	78.05.302	78.05.302	–	–
78.05.100	78.05.101	78.05.101	–	–
78.05.200	78.05.201	78.05.201	–	–
78.04.504	78.04.505	78.04.506	–	–

78 Series DIN Rail Terminal Blocks



Technical Data - Ground / Earth Terminal Blocks

Model Number		78.20.04	78.20.06
Appearance		 Width : 6.2 mm Height : 42.5 mm	 Width : 8.2 mm Height : 42.5 mm
Wire Size	Stranded Wire	0.5 to 4 mm ²	1.5 to 6 mm ²
	Solid Wire	0.5 to 6 mm ²	1.5 to 10 mm ²
Rated Connecting Capacity		0.5 - 4 mm ²	1.5 - 6 mm ²
Voltage Rating		800 V	800 V
Current Rating		32 A	41 A
Type of Connection		2 conductors with same cross section	2 conductors with same cross section
Stripping Length		9 mm	12 mm
Terminal Block Pitch		6 mm	8 mm
Torque		0.5 Nm	0.8 Nm
Insulation Material		Polyamide	Polyamide


Model Number		78.20.10	78.20.16
Appearance		 Width : 8.2 mm Height : 42.5 mm	 Width : 12.2 mm Height : 42.5 mm
Wire Size	Stranded Wire	1.5 to 10 mm ²	2.5 to 16 mm ²
	Solid Wire	0.5 to 16 mm ²	2.5 to 25 mm ²
Rated Connecting Capacity		1.5 - 10 mm ²	2.5 - 16 mm ²
Voltage Rating		800 V	800 V
Current Rating		57 A	76 A
Type of Connection		2 conductors with same cross section	2 conductors with same cross section
Stripping Length		12 mm	16 mm
Terminal Block Pitch		10 mm	12 mm
Torque		1.2 Nm	2 Nm
Insulation Material		Polyamide	Polyamide

Model Number		78.20.35
Appearance		 Width : 15.2 mm Height : 50 mm
Wire Size	Stranded Wire	10 to 35 mm ²
	Solid Wire	10 to 50 mm ²
Rated Connecting Capacity		10 - 35 mm ²
Voltage Rating		800 V
Current Rating		125 A
Type of Connection		2 conductors with same cross section
Stripping Length		18 mm
Terminal Block Pitch		16 mm
Torque		2.5 Nm
Insulation Material		Polyamide

Return - Feed Through Modular Terminal Block


Model Number		78.30.03	78.30.05
Appearance		 Width : 5.2 mm Height : 47.5 mm	 Width : 6.2 mm Height : 47.5 mm
Wire Size	Stranded Wire	0.5 to 2.5 mm ²	0.2 to 5 mm ²
	Solid Wire	0.5 to 5 mm ²	0.2 to 6 mm ²
Rated Connecting Capacity		0.5 - 2.5 mm ²	0.5 - 4 mm ²
Voltage Rating		600 V	600 V
Current Rating		20 A	30 A
Type of Connection		2 conductors with same cross section	2 conductors with same cross section
Stripping Length		9 mm	8 mm
Terminal Block Pitch		5 mm	6 mm
Torque		0.4 Nm	0.6 Nm
Insulation Material		Polyamide	Polyamide

Sensor/actuator Terminal Block

Model Number		78.40.05
Appearance		 Width : 6.2 mm Height : 55 mm
Wire Size	Stranded Wire	0.2 to 5 mm ²
	Solid Wire	0.2 to 6 mm ²
Rated Connecting Capacity		0.5 - 4 mm ²
Voltage Rating		600 V
Current Rating		30 A
Type of Connection		2 conductors with same cross section
Stripping Length		8 mm
Terminal Block Pitch		6 mm
Torque		0.6 Nm
Insulation Material		Polyamide

Twin - Feed Through Modular Terminal Block


Model Number		78.50.03	78.50.05
Appearance		 <p>Width : 5.2 mm Height : 50.5 mm</p>	 <p>Width : 6.2 mm Height : 50.5 mm</p>
Wire Size	Stranded Wire	0.5 to 2.5 mm ²	0.2 to 5 mm ²
	Solid Wire	0.5 to 5 mm ²	0.2 to 6 mm ²
Rated Connecting Capacity		0.5 - 2.5 mm ²	0.5 - 4 mm ²
Voltage Rating		600 V	600 V
Current Rating		20 A	30 A
Type of Connection		2 conductors with same cross section	2 conductors with same cross section
Stripping Length		9 mm	8 mm
Terminal Block Pitch		5 mm	6 mm
Torque		0.4 Nm	0.6 Nm
Insulation Material		Polyamide	Polyamide

Model Number		78.50.10
Appearance		 <p>Width : 10.2 mm Height : 56.5 mm</p>
Wire Size	Stranded Wire	1.5 to 10 mm ²
	Solid Wire	0.5 to 16 mm ²
Rated Connecting Capacity		1.5 - 10 mm ²
Voltage Rating		800 V
Current Rating		57 A
Type of Connection		2 conductors with same cross section
Stripping Length		12 mm
Terminal Block Pitch		10 mm
Torque		1.2 Nm
Insulation Material		Polyamide

Fuse Modular Terminal Block













Model Number		78.60.05	78.60.10
Appearance		 <p>Width : 8.2 mm Height : 72.5 mm</p>	 <p>Width : 12 mm Height : 62 mm</p>
Wire Size	Stranded Wire	0.2 to 5 mm ²	1.5 to 10 mm ²
	Solid Wire	0.2 to 6 mm ²	0.5 to 16 mm ²
Rated Connecting Capacity		0.5 - 4 mm ²	1.5 - 10 mm ²
Voltage Rating		600 V	800 V
Current Rating		30 A	57 A
Type of Connection		2 conductors with same cross section	2 conductors with same cross section
Stripping Length		8 mm	12 mm
Terminal Block Pitch		6 mm	10 mm
Torque		0.6 Nm	1.2 Nm
Insulation Material		Polyamide	Polyamide

Feed - Through Terminal Block

Model Number		78.70.03	78.70.05
Appearance		 <p>Width : 5.2 mm Height : 56 mm</p>	 <p>Width : 6.3 mm Height : 32 mm</p>
Wire Size	Stranded Wire	0.5 to 2.5 mm ²	0.2 to 5 mm ²
	Solid Wire	0.5 to 5 mm ²	0.2 to 6 mm ²
Rated Connecting Capacity		0.5 - 2.5 mm ²	0.5 - 4 mm ²
Voltage Rating		600 V	600 V
Current Rating		20 A	30 A
Type of Connection		2 conductors with same cross section	2 conductors with same cross section
Stripping Length		9 mm	8 mm
Terminal Block Pitch		5 mm	6 mm
Torque		0.4 Nm	0.6 Nm
Insulation Material		Polyamide	Polyamide

78 Series DIN Rail Terminal Blocks

Accessories

Model Number		78.30.03	78.30.05	78.40.05	78.50.03
Appearance					
Model Number		78.10.02	78.10.05	78.10.05	78.10.02
Marking Tags 	K Type	78.08.010	78.08.020	78.08.020	78.08.010
	Continuous Tag	78.08.100	78.08.100	78.08.100	78.08.100
Mounting Rail 	35 Din Rail	78.02.02	78.02.02	78.02.02	78.02.02
	35 Din Rail	78.02.03	78.02.03	78.02.03	78.02.03
	32 Din Rail	78.02.01	78.02.01	78.02.01	78.02.01
Partition Plate		78.01.21	78.01.20	78.01.20	78.01.21
End Plate 		78.01.11	78.01.10	78.01.10	78.01.11
Separator Plate		78.01.31	78.01.30	78.01.30	78.01.31
End Clamp	32 & 35 Din	78.03.01	78.03.01	78.03.01	78.03.01
	35 Din	78.03.02	78.03.02	78.03.02	78.03.02
Insulated Pre Assembled Shorting Link 	2 way	78.04.220	78.04.221	78.04.221	78.04.220
	3 way	78.04.230	78.04.231	78.04.231	78.04.230
	4 way	78.04.240	78.04.241	78.04.241	78.04.240
	10 way	78.04.200	78.04.201	78.04.201	78.04.200
	100 way	78.04.210	78.04.211	78.04.211	78.04.210
Pre Assembled Shorting Links 	2 way	78.04.120	78.04.121	78.04.121	78.04.120
	3 way	78.04.130	78.04.131	78.04.131	78.04.130
	4 way	78.04.140	78.04.141	78.04.141	78.04.140
	10 way	78.04.100	78.04.101	78.04.101	78.04.100
	100 way	78.04.110	78.04.111	78.04.111	78.04.110
Insulated Comb Type Shorting Link 	2 way	78.04.420	78.04.421	78.04.421	78.04.420
	3 way	78.04.430	78.04.431	78.04.431	78.04.430
	4 way	78.04.440	78.04.441	78.04.441	78.04.440
	10 way	78.04.400	78.04.401	78.04.401	78.04.400
Permanent Shorting Links 	2 way	78.04.320	78.04.321	78.04.321	78.04.320
	3 way	78.04.330	78.04.331	78.04.331	78.04.330
	4 way	78.04.340	78.04.341	78.04.341	78.04.340
	10 way	78.04.300	78.04.301	78.04.301	78.04.300
	100 way	78.04.310	78.04.311	78.04.311	78.04.310
Test Socket 		78.05.300	78.05.301	78.05.301	78.05.300
Short Sleeve & Screw for Quick Permanent Shorting		78.05.100	78.05.100	78.05.100	78.05.100
Long Sleeve & Screw for Temporary Shorting		78.05.200	78.05.200	78.05.200	78.05.200
Removable Shorting Links		78.04.500	78.04.501	78.04.501	78.04.500













* Gray is the standard color that is chosen for this series

* To choose appropriate color code please refer to page no. 1

78 Series DIN Rail Terminal Blocks

WERNER











Accessories

Model Number		78.50.05	78.50.10	78.60.05	78.60.10
Appearance					
Model Number		78.10.05	78.10.10	78.10.05	78.10.10
Marking Tags 	K Type	78.08.020	78.08.040	78.08.020	78.08.040
	Continuous Tag	78.08.100	78.08.100	78.08.100	78.08.100
Mounting Rail 	35 Din Rail	78.02.02	78.02.02	78.02.02	78.02.02
	35 Din Rail	78.02.03	78.02.03	78.02.03	78.02.03
	32 Din Rail	78.02.01	78.02.01	78.02.01	78.02.01
Partition Plate		78.01.20	78.01.20	78.01.20	78.01.20
End Plate 		78.01.10	78.01.10	78.01.10	78.01.10
Separator Plate		78.01.30	78.01.30	78.01.30	78.01.30
End Clamp	32 & 35 Din	78.03.01	78.03.01	78.03.01	78.03.01
	35 Din	78.03.02	78.03.02	78.03.02	78.03.02
Insulated Pre Assembled Shorting Link 	2 way	78.04.221	78.04.223	78.04.221	78.04.223
	3 way	78.04.231	78.04.233	78.04.231	78.04.233
	4 way	78.04.241	78.04.243	78.04.241	78.04.243
	10 way	78.04.201	78.04.203	78.04.201	78.04.203
	100 way	78.04.211	–	78.04.211	–
Pre Assembled Shorting Links 	2 way	78.04.121	78.04.123	78.04.121	78.04.123
	3 way	78.04.131	78.04.133	78.04.131	78.04.133
	4 way	78.04.141	78.04.143	78.04.141	78.04.143
	10 way	78.04.101	78.04.103	78.04.101	78.04.103
	100 way	78.04.111	–	78.04.111	–
Insulated Comb Type Shorting Link 	2 way	78.04.421	78.04.423	78.04.421	78.04.423
	3 way	78.04.431	78.04.433	78.04.431	78.04.433
	4 way	78.04.441	78.04.443	78.04.441	78.04.443
	10 way	78.04.401	78.04.403	78.04.401	78.04.403
Permanent Shorting Links 	2 way	78.04.321	78.04.323	78.04.321	78.04.323
	3 way	78.04.331	78.04.333	78.04.331	78.04.333
	4 way	78.04.341	78.04.343	78.04.341	78.04.343
	10 way	78.04.301	78.04.303	78.04.301	78.04.303
	100 way	78.04.311	–	78.04.311	–
Test Socket 		78.05.301	78.05.301	78.05.301	78.05.301
Short Sleeve & Screw for Quick Permanent Shorting		78.05.100	78.05.100	78.05.100	78.05.100
Long Sleeve & Screw for Temporary Shorting		78.05.200	78.05.200	78.05.200	78.05.200
Removable Shorting Links		78.04.501	78.04.503	78.04.501	78.04.503

78 Series DIN Rail Terminal Blocks

WERNER

Accessories

Model Number		78.70.03	78.70.05
Appearance			
Model Number		78.10.02	78.10.05
Marking Tags 	K Type	78.08.010	78.08.020
	Continuous Tag	78.08.100	78.08.100
Mounting Rail 	35 Din Rail	78.02.02	78.02.02
	35 Din Rail	78.02.03	78.02.03
	32 Din Rail	78.02.01	78.02.01
Partition Plate		78.01.21	78.01.20
End Plate 		78.01.11	78.01.10
Separator Plate		78.01.31	78.01.30
End Clamp	32 & 35 Din	78.03.01	78.03.01
	35 Din	78.03.02	78.03.02
Insulated Pre Assembled Shorting Link 	2 way	78.04.220	78.04.221
	3 way	78.04.230	78.04.231
	4 way	78.04.240	78.04.241
	10 way	78.04.200	78.04.201
	100 way	78.04.210	78.04.211
Pre Assembled Shorting Links 	2 way	78.04.120	78.04.121
	3 way	78.04.130	78.04.131
	4 way	78.04.140	78.04.141
	10 way	78.04.100	78.04.101
	100 way	78.04.110	78.04.111
Insulated Comb Type Shorting Link 	2 way	78.04.420	78.04.421
	3 way	78.04.430	78.04.431
	4 way	78.04.440	78.04.441
	10 way	78.04.400	78.04.401
Permanent Shorting Links 	2 way	78.04.320	78.04.321
	3 way	78.04.330	78.04.331
	4 way	78.04.340	78.04.341
	10 way	78.04.300	78.04.301
	100 way	78.04.310	78.04.311
Test Socket 		78.05.300	78.05.301
Short Sleeve & Screw for Quick Permanent Shorting		78.05.100	78.05.100
Long Sleeve & Screw for Temporary Shorting		78.05.200	78.05.200
Removable Shorting Links		78.04.500	78.04.501

* Gray is the standard color that is chosen for this series

* To choose appropriate color code please refer to page no. 1

Terms And Conditions

Please read this catalog before purchasing any products. Please consult your *WERNER* representative for any clarifications or comments.

Application Considerations

WERNER shall not be responsible for conformity with any regulations, codes or standards that apply to use of the products. *WERNER* shall provide applicable third party certification documents identifying ratings and limitations of use that apply to the products in case of the customer's request.

Prevent use the products for an application involving risk to life or property. Be sure that the *WERNER*'s products are properly rated and installed for the overall system or equipment.

WERNER shall not be responsible for the user's programming of a programmable products.

Warranty

WERNER's warranty represents that the products are free from defects in materials and workmanship for a period of one year.

WERNER shall not be responsible for any special loss of profit, commercial loss, indirect or consequential damages relevant to products.

WERNER shall not be responsible for repair, warranty or any claims regarding the products unless *WERNER*'s Analysis conform that the products were properly stored, installed, handled, maintained and not a the results from accident, insufficient, abuse, misuse, natural disaster, improper installation excessive electrical supply, environmental conditions or abnormal mechanical.

Disclaimers

WERNER shall practice to change type/model numbers when published ratings or features are changed, however some specifications of the products may be changed without any notice.

When in doubt, please consult with your *WERNER* representative to confirm actual specifications of products.

WERNER shall change product specifications and accessories at any time based on improvements and other reasons.

The information in this catalog has been carefully checked and is believed to be accurate. However, *WERNER* take no responsibilities for clerical, typographical or proofreading errors.

WERNER | **Inventing Innovation...**

Product specifications are subject to change without notice.

Thank you for choosing *WERNER* products.



WERNER

Inventing Innovation...

H.Q.

Werner Electric Private Limited

Plot No.: 166, Hebbal Industrial Area, Mysore - 570016, India.
Tel: +91 73539 47299, E-mail: info@wernerelektrik.com

Werner Malaysia Sdn Bhd,

45-2, Jalan Tiara 2B, Bandar Baru Klang,
41150, Klang, Selangor, Malaysia.

Tel: +60 13 533 3348, E-mail: info@wernerelektrik.com

Werner Elektrik Türkiye

Ayazağa Mah. Mimar Sinan Sok. Seba Office Boulevard.
D Blok. No.: 21D/45 Sariyer / İstanbul, Türkiye.

Tekefon: +90 539 829 25 07 , E-posta: info@wernerelektrik.com

www.wernerelektrik.com