

## PRODUCT SPECIFICATION

# 41 Series Ø16mm Stackable Switches & Indicators



Technical Data.....	1
Specification.....	2
Model Number Structure.....	3 - 8
Indicators.....	9 -10
Non-illuminated pushbutton.....	11 - 12
Illuminated pushbutton.....	13 - 18
illuminated Selector Switch Round .....	19 - 30
Selector Switch .....	31
Key Selector Switch.....	32 - 34
Mushroom Head Pushbutton .....	35 - 37
Illuminated Mushroom Head Pushbutton .....	37 - 42
Dimensions.....	43
Emergency stop.....	44

## Stackable Switches & Indicators



WERNER'S 41 Series Switches & Indicators comprise the same most complete line of matching solutions for 16mm bore holes like the 40 Series, but are outfitted with a stackable design. The slim design of all available models will help you to reduce the size of the required panel to a significant extent.

### Features Overview

All colors are available as push buttons, indicators, selector switches, key switches as well as push-lock turn/key to reset your switch

Select from illuminated & non-illuminated switches & indicators for your applications

You may choose between both, Multi-Chip as well as filament lamps for illumination

16mm (5/8") shaft diameter makes them very compact and finger friendly

Internal snap action provides unfailing switching and positionin

### Highlights

Stackable contacts make them very modular to be used in any application since you can add or remove the contacts according to your individual requirements

Guaranteed highest reliability to be used in connection with high performance soli state, PLC`s and other electronic circuit applications

Fitting any application with round, squared and rectangular bezel shapes in many colors

Highly flexible in use to make your needed design changes as easy as possible

41 Series Stackable Switches & Indicators designed and produced by WERNER supply highly reliable mechanisms and the flexibility to change your panel design at any time, without having to think about the smallest detail. And all these extremely useful features come along with a very elegant & stylish design.

## Technical Data

### Conventional free air thermal current I<sub>th</sub>

5 A, as per EN IEC 60947-5-1

### Switch rating

Switch rating AC with silver contact (gold plated), 250 VAC, 1A, services category AC-15, as per EN IEC 60947-5-1

### Short-circuit protection

Series-connected blow-out fuse 5 A gL

### Environmental conditions

#### Switching system

Self cleaning, double-break slow-make element with four-path contacts (contact opening width 2 x 1.5 mm). The slow-make elements are constructed as per EN IEC 60947-5-1.

### Electrical characteristics

#### Conventional free air thermal current I<sub>th</sub>

5 A, as per EN IEC 60947-5-1  
the maximum current in continuous operation and at ambient temperature must not exceed the quoted maximum values.

#### Switch rating

Switch rating AC (inductive) with silver contact (gold plated), service category AC-13, as per EN IEC 60947-5-1

Switch rating AC (inductive) with silver contact (gold plated), service category AC-14, as per EN IEC 60947-5-1

Switch rating (non-inductive) with silver contact (gold-plated)

Switch rating DC with silver contact (gold plated), service category DC-13, as per EN IEC 60947-5-1

#### Recommended minimum operational data

Silver contact (Soldering terminal) 5V AC/DC, 1mA

### Short-circuit protection

Series-connected blow-out fuse 10 A gL

### Overvoltage category

III, as per EN IEC 60947-5-1

### Degree of pollution

3, as per EN IEC 60947-1

### Material

#### Actuator housing

Polyetherimide (PEI), self-extinguishing

#### Switching element

Polyamide (PA), Polysulfon (PSU)

#### Material of contact

Silver (Ag)

### Approvals

#### Approbations and Declaration of conformity

CE CE

### Mechanical characteristics

#### Terminals

Soldering terminal  
max. wire-cross section 2 x 1.0 mm<sup>2</sup>  
max. wire-cross section of stranded cable  
1 x 0.75 mm<sup>2</sup> also pluggable 2.8 x 0.5 mm

#### Actuating force

max. 65 N (measured on mushroom-head cap)

#### Unlock torque

15 Ncm

#### Actuating travel

5.5 mm

#### Rebound time

≤2 ms

### Weight (approx.)

Shape	Model No.	90° 2 Positions	Model No.	45° 3 Positions
Round	41.61	28.9 to 30.9g	41.71	29.6 to 30.6g
Square	41.62	29.8 to 31.8g	41.72	30.6 to 31.6g
Rectangle	41.63	30.4 to 32.4g	41.73	31.6 to 32.6g

### Contact Ratings (Contact Block)

Rated Insulation Voltage	250V			
Rated Thermal Current	5A			
Operating Voltage (AC/DC)	24V	125V	250V	
AC 50/60 Hz	Resistive Load	—	—	5.0A
DC	Resistive Load	1.0A	0.2A	0.1A
Contact Material	Gold-plated silver			

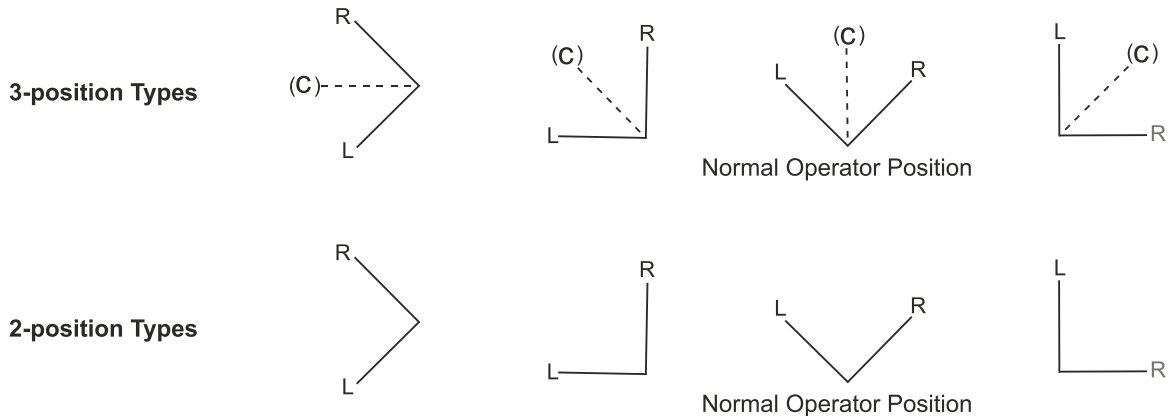
• Minimum applicable load: 5V AC/DC, 1 mA  
(applicable range may vary with operating conditions and load types)

## Specifications

Operating Temperature		-20 to +70°C (no freezing)
Storage Temperature		-30 to +80°C
Operating Humidity		45 to 85% RH (no condensation)
Contact Resistance		25 mΩ or less (initial value)
Insulation Resistance		100 MΩ minimum (500V DC megger)
Dielectric Strength	Switch Unit	Between live and dead metal parts: 2,000V AC, 1 minute Between terminals of different poles: 2,000V AC, 1 minute Between terminals of the same pole: 1,000V AC, 1 minute Between contact and lamp terminals: 1,500V AC, 1 minute
	Illumination Unit	Between live part and ground: 2,000V AC, 1 minute
Vibration Resistance		Operating extremes: 5 to 65 Hz, amplitude 1mm
Shock Resistance		Damage limits: 500 m/s <sup>2</sup> (50G) Operating extremes: 200 m/s <sup>2</sup> (20G)
Mechanical Durability (minimum operations)		Momentary: 1,250,000 operations Maintained: 250,000 operations Pushlock Turn Reset: 100,000 operations Selector Switch: 250,000 operations Key Selector Switch: 250,000 operations
Electrical Durability (minimum operations)		Other than Maintained: 1000,000 operations Maintained: 100,000 operations (Switching frequency 1200 operations/h)
Degree of Protection		Enclosed (IP40) Waterproof, dust-tight (IP65)

## Key Selector Switch Model Selection

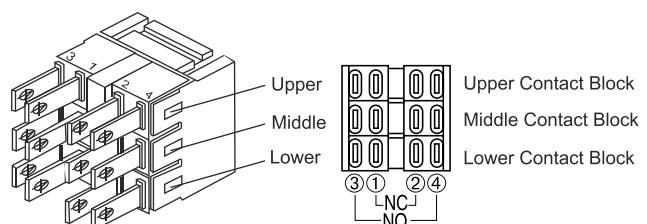
Operator position can be changed by WERNER's original bezel rotating and locking system. The bezel can be locked at every 45° and bezel rotation is prevented while mounting on a panel.



## Contact Arrangement

### Contact Arrangement

- 1NO-1NC: Middle
- 2NO-2NC: Upper & Lower
- 3NO-3NC: Upper, Middle & Lower



## Model Number Structure - Indicators



### 41.14.04.11.06

Series	
41	Series Switches and Indicators

Operation Type	
1	Indicators

Shape	
4	Round Illuminated
5	Square Illuminated
6	Rectangular Illuminated

Contact	
0	No Contacts

Voltage	
06	6VAC/DC
12	12VAC/DC
24	24VAC/DC

Lamp Type	
1	LED
2	Filament

Protection	
1	IP40
2	IP65

Color	
2	Red
3	Amber
4	Yellow
5	Green
6	Blue
9	White

## Model Number Structure - Pushbuttons



### 41.26.15.11.12

Series	
41 Series Switches and Indicators	

Operation Type	
2	Pushbutton Momentary
3	Pushbutton Maintained

Style	
1	Round Non-Illuminated
2	Square Non-Illuminated
3	Rectangular Non-Illuminated
4	Round Illuminated
5	Square Illuminated
6	Rectangular Illuminated

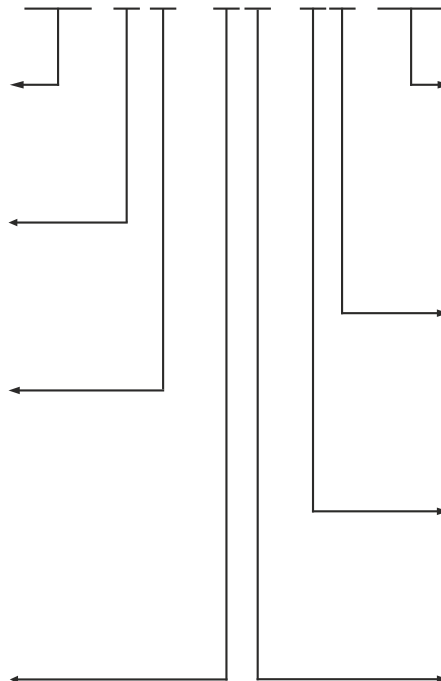
Contact	
1	1NO-1NC
2	2NO-2NC
3	3NO-3NC

Operating Voltage	
00	No Voltage
06	6V
12	12V
24	24V

Lamp Type	
0	No Lamp
1	LED
2	Filament

Degree of Protection	
1	IP40
2	IP65

Colour	
0	Black*
2	Red
3	Amber
4	Yellow
5	Green
6	Blue
9	White



\* Suitable for Non-Illuminated Types.

## Model Number Structure - Mushroom Head Pushbuttons



### 41.84.12.11.12

Series	
41 Series Switches and Indicators	

Operation Type	
8	Mushroom Head Momentary
9	Mushroom Head Maintained

Style	
1	Round Non-Illuminated
2	Square Non-Illuminated
3	Rectangular Non-Illuminated
4	Round Illuminated
5	Square Illuminated
6	Rectangular Illuminated

Contact	
1	1NO-1NC
2	2NO-2NC
3	3NO-3NC

Operating Voltage	
00	No Voltage
06	6V
12	12V
24	24V

Lamp Type	
0	No Lamp
1	LED
2	Filament

Degree of Protection	
1	IP40
2	IP65

Colour	
0	Black*
2	Red
3	Amber
4	Yellow
5	Green
6	Blue
9	White



## Model Number Structure - Selector Switch



41.43.10.11

Series	
41	Series Switches and Indicators

Operation Type	
4	Selector Switch 90°- 2 Positions
5	Selector Switch 45°- 3 Positions

Shape	
1	Round Non-Illuminated
2	Square Non-Illuminated
3	Rectangular Non-Illuminated

Position	
1	Maintained
2	Spring Return From Right
3	Spring Return From Left
4	Spring Return Two Ways

Protection	
1	IP40
2	IP65

Color	
0	Black

Contact	
1	1NO-1NC
2	2NO-2NC
3	3NO-3NC

## Model Number Structure - Illuminated Selector Switch



### 41.46.14.112.12

Series	
41	Series Switches and Indicators

Operation Type	
4	Selector Switch 90°- 2 Positions
5	Selector Switch 45°- 3 Positions

Shape	
4	Round Illuminated
5	Square Illuminated
6	Rectangular Illuminated

Contact	
1	SPDT
2	DPDT

Color	
2	Red
3	Amber
4	Yellow
5	Green
6	Blue
9	White

Voltage	
06	6V AC/DC
12	12V AC/DC
24	24V AC/DC

Lamp Type	
1	LED
2	Filament

Position	
1	Maintained
2	Spring Return From Right
3	Spring Return From Left
4	Spring Return Two Ways

Protection	
1	IP40
2	IP65

## Model Number Structure - Key Selector Switches



### 41.63.10.112

Series	
41 Series Switches and Indicators	

Operation Type	
6	90° 2 Positions
7	45° 3 Positions

Shape	
1	Round
2	Square
3	Rectangular

Contact	
1	1NO-1NC
2	2NO-2NC
3	3NO-3NC

Colour	
0	Black

Key Retained / Removable	
1	Key Removable at all sides
2	Key Retained at Right
3	Key Retained at Left
4	Key Retained at Right & Left
5	Key Retained at Center
6	Key Retained at Center & Right
7	Key Retained at Center & Left

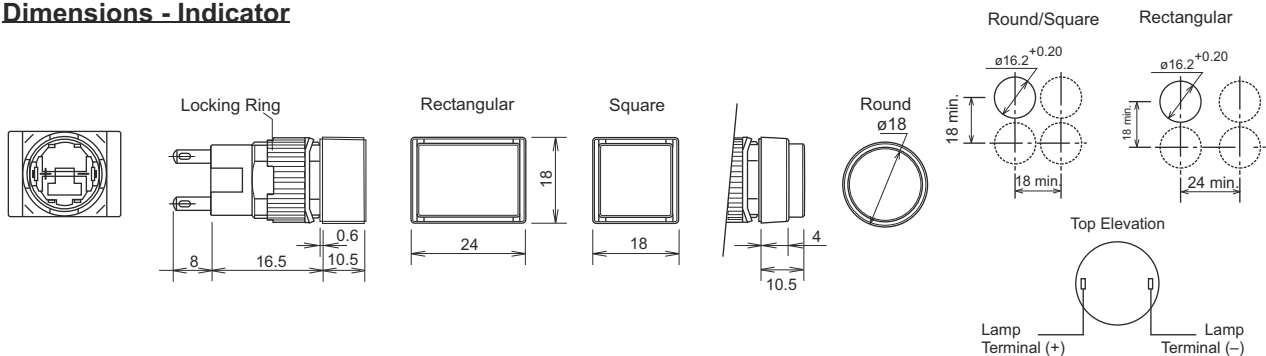
Positions	
1	Maintained
2	Spring Return from Right
3	Spring Return from Left
4	Spring Return two Ways

Degree of Protection	
1	IP40
2	IP65

## Indicator





Appearance	Lamp	Voltage	Red		Amber		
			IP40	IP65	IP40	IP65	
 Round	LED	6V	41.14.02.11.06	41.14.02.21.06	41.14.03.11.06	41.14.03.21.06	
		12V	41.14.02.11.12	41.14.02.21.12	41.14.03.11.12	41.14.03.21.12	
		24V	41.14.02.11.24	41.14.02.21.24	41.14.03.11.24	41.14.03.21.24	
	Filament	6V	41.14.02.12.06	41.14.02.22.06	41.14.03.12.06	41.14.03.22.06	
		12V	41.14.02.12.12	41.14.02.22.12	41.14.03.12.12	41.14.03.22.12	
		24V	41.14.02.12.24	41.14.02.22.24	41.14.03.12.24	41.14.03.22.24	
 Square	LED	6V	41.15.02.11.06	41.15.02.21.06	41.15.03.11.06	41.15.03.21.06	
		12V	41.15.02.11.12	41.15.02.21.12	41.15.03.11.12	41.15.03.21.12	
		24V	41.15.02.11.24	41.15.02.21.24	41.15.03.11.24	41.15.03.21.24	
	Filament	6V	41.15.02.12.06	41.15.02.22.06	41.15.03.12.06	41.15.03.22.06	
		12V	41.15.02.12.12	41.15.02.22.12	41.15.03.12.12	41.15.03.22.12	
		24V	41.15.02.12.24	41.15.02.22.24	41.15.03.12.24	41.15.03.22.24	
 Rectangular	LED	6V	41.16.02.11.06	41.16.02.21.06	41.16.03.11.06	41.16.03.21.06	
		12V	41.16.02.11.12	41.16.02.21.12	41.16.03.11.12	41.16.03.21.12	
		24V	41.16.02.11.24	41.16.02.21.24	41.16.03.11.24	41.16.03.21.24	
	Filament	6V	41.16.02.12.06	41.16.02.22.06	41.16.03.12.06	41.16.03.22.06	
		12V	41.16.02.12.12	41.16.02.22.12	41.16.03.12.12	41.16.03.22.12	
		24V	41.16.02.12.24	41.16.02.22.24	41.16.03.12.24	41.16.03.22.24	

### Dimensions - Indicator





# 41 Series ø16mm Stackable Switches & Pilot Lights

## Indicator




Yellow 		Green 		Blue 		White 	
IP40	IP65	IP40	IP65	IP40	IP65	IP40	IP65
41.14.04.11.06	41.14.04.21.06	41.14.05.11.06	41.14.05.21.06	41.14.06.11.06	41.14.06.21.06	41.14.09.11.06	41.14.09.21.06
41.14.04.11.12	41.14.04.21.12	41.14.05.11.12	41.14.05.21.12	41.14.06.11.12	41.14.06.21.12	41.14.09.11.12	41.14.09.21.12
41.14.04.11.24	41.14.04.21.24	41.14.05.11.24	41.14.05.21.24	41.14.06.11.24	41.14.06.21.24	41.14.09.11.24	41.14.09.21.24
41.14.04.12.06	41.14.04.22.06	41.14.05.12.06	41.14.05.22.06	41.14.06.12.06	41.14.06.22.06	41.14.09.12.06	41.14.09.22.06
41.14.04.12.12	41.14.04.22.12	41.14.05.12.12	41.14.05.22.12	41.14.06.12.12	41.14.06.22.12	41.14.09.12.12	41.14.09.22.12
41.14.04.12.24	41.14.04.22.24	41.14.05.12.24	41.14.05.22.24	41.14.06.12.24	41.14.06.22.24	41.14.09.12.24	41.14.09.22.24
41.15.04.11.06	41.15.04.21.06	41.15.05.11.06	41.15.05.21.06	41.15.06.11.06	41.15.06.21.06	41.15.09.11.06	41.15.09.21.06
41.15.04.11.12	41.15.04.21.12	41.15.05.11.12	41.15.05.21.12	41.15.06.11.12	41.15.06.21.12	41.15.09.11.12	41.15.09.21.12
41.15.04.11.24	41.15.04.21.24	41.15.05.11.24	41.15.05.21.24	41.15.06.11.24	41.15.06.21.24	41.15.09.11.24	41.15.09.21.24
41.15.04.12.06	41.15.04.22.06	41.15.05.12.06	41.15.05.22.06	41.15.06.12.06	41.15.06.22.06	41.15.09.12.06	41.15.09.22.06
41.15.04.12.12	41.15.04.22.12	41.15.05.12.12	41.15.05.22.12	41.15.06.12.12	41.15.06.22.12	41.15.09.12.12	41.15.09.22.12
41.15.04.12.24	41.15.04.22.24	41.15.05.12.24	41.15.05.22.24	41.15.06.12.24	41.15.06.22.24	41.15.09.12.24	41.15.09.22.24
41.16.04.11.06	41.16.04.21.06	41.16.05.11.06	41.16.05.21.06	41.16.06.11.06	41.16.06.21.06	41.16.09.11.06	41.16.09.21.06
41.16.04.11.12	41.16.04.21.12	41.16.05.11.12	41.16.05.21.12	41.16.06.11.12	41.16.06.21.12	41.16.09.11.12	41.16.09.21.12
41.16.04.11.24	41.16.04.21.24	41.16.05.11.24	41.16.05.21.24	41.16.06.11.24	41.16.06.21.24	41.16.09.11.24	41.16.09.21.24
41.16.04.12.06	41.16.04.22.06	41.16.05.12.06	41.16.05.22.06	41.16.06.12.06	41.16.06.22.06	41.16.09.12.06	41.16.09.22.06
41.16.04.12.12	41.16.04.22.12	41.16.05.12.12	41.16.05.22.12	41.16.06.12.12	41.16.06.22.12	41.16.09.12.12	41.16.09.22.12
41.16.04.12.24	41.16.04.22.24	41.16.05.12.24	41.16.05.22.24	41.16.06.12.24	41.16.06.22.24	41.16.09.12.24	41.16.09.22.24

### Nomenclature - Indicator

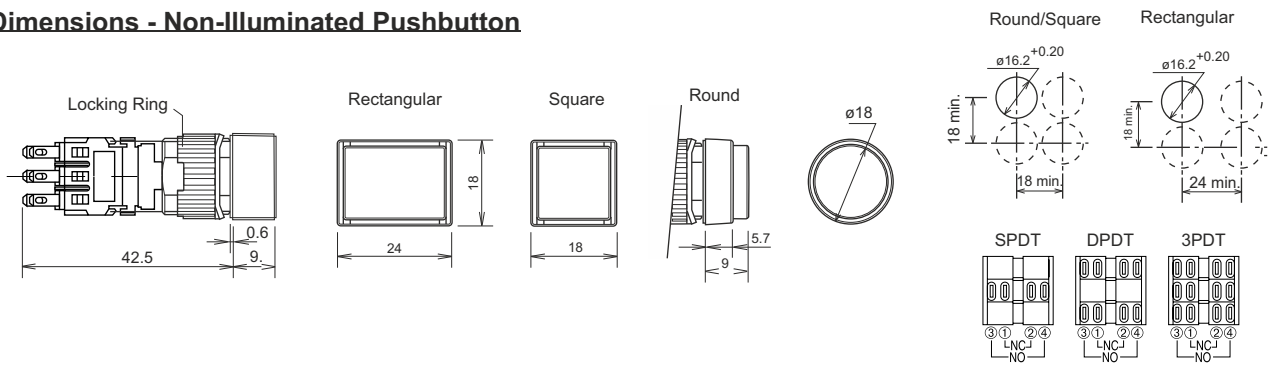


Ordering	Description	Sample
2	Red	
3	Amber	
4	Yellow	
5	Green	
6	Blue	
9	White	

## Non-Illuminated Pushbutton

Appearance	Operation	Type	Contact	Red		Amber		Yellow
				IP40	IP65	IP40	IP65	IP40
 Round	Momentary	Opaque Button	1NO-1NC	41.21.12.10.00	41.21.12.20.00	41.21.13.10.00	41.21.13.20.00	41.21.14.10.00
			2NO-2NC	41.21.22.10.00	41.21.22.20.00	41.21.23.10.00	41.21.23.20.00	41.21.24.10.00
			3NO-3NC	41.21.32.10.00	41.21.32.20.00	41.21.33.10.00	41.21.33.20.00	41.21.34.10.00
		Illuminated Lens	1NO-1NC	41.24.12.10.00	41.24.12.20.00	41.24.13.10.00	41.24.13.20.00	41.24.14.10.00
			2NO-2NC	41.24.22.10.00	41.24.22.20.00	41.24.23.10.00	41.24.23.20.00	41.24.24.10.00
			3NO-3NC	41.24.32.10.00	41.24.32.20.00	41.24.33.10.00	41.24.33.20.00	41.24.34.10.00
	Maintained	Opaque Button	1NO-1NC	41.31.12.10.00	41.31.12.20.00	41.31.13.10.00	41.31.13.20.00	41.31.14.10.00
			2NO-2NC	41.31.22.10.00	41.31.22.20.00	41.31.23.10.00	41.31.23.20.00	41.31.24.10.00
			3NO-3NC	41.31.32.10.00	41.31.32.20.00	41.31.33.10.00	41.31.33.20.00	41.31.34.10.00
		Illuminated Lens	1NO-1NC	41.34.12.10.00	41.34.12.20.00	41.34.13.10.00	41.34.13.20.00	41.34.14.10.00
			2NO-2NC	41.34.22.10.00	41.34.22.20.00	41.34.23.10.00	41.34.23.20.00	41.34.24.10.00
			3NO-3NC	41.34.32.10.00	41.34.32.20.00	41.34.33.10.00	41.34.33.20.00	41.34.34.10.00
 Square	Momentary	Opaque Button	1NO-1NC	41.22.12.10.00	41.22.12.20.00	41.22.13.10.00	41.22.13.20.00	41.22.14.10.00
			2NO-2NC	41.22.22.10.00	41.22.22.20.00	41.22.23.10.00	41.22.23.20.00	41.22.24.10.00
			3NO-3NC	41.22.32.10.00	41.22.32.20.00	41.22.33.10.00	41.22.33.20.00	41.22.34.10.00
		Illuminated Lens	1NO-1NC	41.25.12.10.00	41.25.12.20.00	41.25.13.10.00	41.25.13.20.00	41.25.14.10.00
			2NO-2NC	41.25.22.10.00	41.25.22.20.00	41.25.23.10.00	41.25.23.20.00	41.25.24.10.00
			3NO-3NC	41.25.32.10.00	41.25.32.20.00	41.25.33.10.00	41.25.33.20.00	41.25.34.10.00
	Maintained	Opaque Button	1NO-1NC	41.32.12.10.00	41.32.12.20.00	41.32.13.10.00	41.32.13.20.00	41.32.14.10.00
			2NO-2NC	41.32.22.10.00	41.32.22.20.00	41.32.23.10.00	41.32.23.20.00	41.32.24.10.00
			3NO-3NC	41.32.32.10.00	41.32.32.20.00	41.32.33.10.00	41.32.33.20.00	41.32.34.10.00
		Illuminated Lens	1NO-1NC	41.35.12.10.00	41.35.12.20.00	41.35.13.10.00	41.35.13.20.00	41.35.14.10.00
			2NO-2NC	41.35.22.10.00	41.35.22.20.00	41.35.23.10.00	41.35.23.20.00	41.35.24.10.00
			3NO-3NC	41.35.32.10.00	41.35.32.20.00	41.35.33.10.00	41.35.33.20.00	41.35.34.10.00
 Rectangular	Momentary	Opaque Button	1NO-1NC	41.23.12.10.00	41.23.12.20.00	41.23.13.10.00	41.23.13.20.00	41.23.14.10.00
			2NO-2NC	41.23.22.10.00	41.23.22.20.00	41.23.23.10.00	41.23.23.20.00	41.23.24.10.00
			3NO-3NC	41.23.32.10.00	41.23.32.20.00	41.23.33.10.00	41.23.33.20.00	41.23.34.10.00
		Illuminated Lens	1NO-1NC	41.26.12.10.00	41.26.12.20.00	41.26.13.10.00	41.26.13.20.00	41.26.14.10.00
			2NO-2NC	41.26.22.10.00	41.26.22.20.00	41.26.23.10.00	41.26.23.20.00	41.26.24.10.00
			3NO-3NC	41.26.32.10.00	41.26.32.20.00	41.26.33.10.00	41.26.33.20.00	41.26.34.10.00
	Maintained	Opaque Button	1NO-1NC	41.33.12.10.00	41.33.12.20.00	41.33.13.10.00	41.33.13.20.00	41.33.14.10.00
			2NO-2NC	41.33.22.10.00	41.33.22.20.00	41.33.23.10.00	41.33.23.20.00	41.33.24.10.00
			3NO-3NC	41.33.32.10.00	41.33.32.20.00	41.33.33.10.00	41.33.33.20.00	41.33.34.10.00
		Illuminated Lens	1NO-1NC	41.36.12.10.00	41.36.12.20.00	41.36.13.10.00	41.36.13.20.00	41.36.14.10.00
			2NO-2NC	41.36.22.10.00	41.36.22.20.00	41.36.23.10.00	41.36.23.20.00	41.36.24.10.00
			3NO-3NC	41.36.32.10.00	41.36.32.20.00	41.36.33.10.00	41.36.33.20.00	41.36.34.10.00

### Dimensions - Non-Illuminated Pushbutton

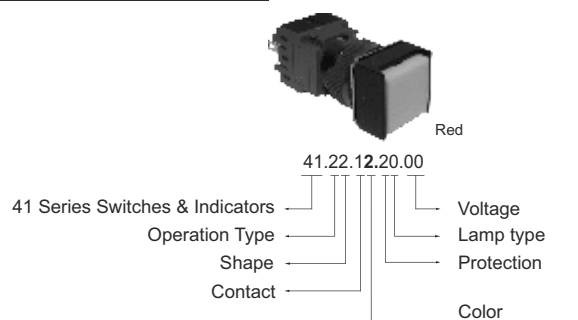


# 41 Series ø16mm Stackable Switches & Pilot Lights

## Non-Illuminated Pushbutton


Yellow		Green		Blue		White		Black	
IP65	IP40	IP65	IP40	IP65	IP40	IP65	IP40	IP65	IP40
41.21.14.20.00	41.21.15.10.00	41.21.15.20.00	41.21.16.10.00	41.21.16.20.00	41.21.19.10.00	41.21.19.20.00	41.21.10.10.00	41.21.10.20.00	
41.21.24.20.00	41.21.25.10.00	41.21.25.20.00	41.21.26.10.00	41.21.26.20.00	41.21.29.10.00	41.21.29.20.00	41.21.20.10.00	41.21.20.20.00	
41.21.34.20.00	41.21.35.10.00	41.21.35.20.00	41.21.36.10.00	41.21.36.20.00	41.21.39.10.00	41.21.39.20.00	41.21.30.10.00	41.21.30.20.00	
41.24.14.20.00	41.24.15.10.00	41.24.15.20.00	41.24.16.10.00	41.24.16.20.00	41.24.19.10.00	41.24.19.20.00	41.24.10.10.00	41.24.10.20.00	
41.24.24.20.00	41.24.25.10.00	41.24.25.20.00	41.24.26.10.00	41.24.26.20.00	41.24.29.10.00	41.24.29.20.00	41.24.20.10.00	41.24.20.20.00	
41.24.34.20.00	41.24.35.10.00	41.24.35.20.00	41.24.36.10.00	41.24.36.20.00	41.24.39.10.00	41.24.39.20.00	41.24.30.10.00	41.24.30.20.00	
41.31.14.20.00	41.31.15.10.00	41.31.15.20.00	41.31.16.10.00	41.31.16.20.00	41.31.19.10.00	41.31.19.20.00	41.31.10.10.00	41.31.10.20.00	
41.31.24.20.00	41.31.25.10.00	41.31.25.20.00	41.31.26.10.00	41.31.26.20.00	41.31.29.10.00	41.31.29.20.00	41.31.20.10.00	41.31.20.20.00	
41.31.34.20.00	41.31.35.10.00	41.31.35.20.00	41.31.36.10.00	41.31.36.20.00	41.31.39.10.00	41.31.39.20.00	41.31.30.10.00	41.31.30.20.00	
41.34.14.20.00	41.34.15.10.00	41.34.15.20.00	41.34.16.10.00	41.34.16.20.00	41.34.19.10.00	41.34.19.20.00	41.34.10.10.00	41.34.10.20.00	
41.34.24.20.00	41.34.25.10.00	41.34.25.20.00	41.34.26.10.00	41.34.26.20.00	41.34.29.10.00	41.34.29.20.00	41.34.20.10.00	41.34.20.20.00	
41.34.34.20.00	41.34.35.10.00	41.34.35.20.00	41.34.36.10.00	41.34.36.20.00	41.34.39.10.00	41.34.39.20.00	41.34.30.10.00	41.34.30.20.00	
41.22.14.20.00	41.22.15.10.00	41.22.15.20.00	41.22.16.10.00	41.22.16.20.00	41.22.19.10.00	41.22.19.20.00	41.22.10.10.00	41.22.10.20.00	
41.22.24.20.00	41.22.25.10.00	41.22.25.20.00	41.22.26.10.00	41.22.26.20.00	41.22.29.10.00	41.22.29.20.00	41.22.20.10.00	41.22.20.20.00	
41.22.34.20.00	41.22.35.10.00	41.22.35.20.00	41.22.36.10.00	41.22.36.20.00	41.22.39.10.00	41.22.39.20.00	41.22.30.10.00	41.22.30.20.00	
41.25.14.20.00	41.25.15.10.00	41.25.15.20.00	41.25.16.10.00	41.25.16.20.00	41.25.19.10.00	41.25.19.20.00	41.25.10.10.00	41.25.10.20.00	
41.25.24.20.00	41.25.25.10.00	41.25.25.20.00	41.25.26.10.00	41.25.26.20.00	41.25.29.10.00	41.25.29.20.00	41.25.20.10.00	41.25.20.20.00	
41.25.34.20.00	41.25.35.10.00	41.25.35.20.00	41.25.36.10.00	41.25.36.20.00	41.25.39.10.00	41.25.39.20.00	41.25.30.10.00	41.25.30.20.00	
41.32.14.20.00	41.32.15.10.00	41.32.15.20.00	41.32.16.10.00	41.32.16.20.00	41.32.19.10.00	41.32.19.20.00	41.32.10.10.00	41.32.10.20.00	
41.32.24.20.00	41.32.25.10.00	41.32.25.20.00	41.32.26.10.00	41.32.26.20.00	41.32.29.10.00	41.32.29.20.00	41.32.20.10.00	41.32.20.20.00	
41.32.34.20.00	41.32.35.10.00	41.32.35.20.00	41.32.36.10.00	41.32.36.20.00	41.32.39.10.00	41.32.39.20.00	41.32.30.10.00	41.32.30.20.00	
41.35.14.20.00	41.35.15.10.00	41.35.15.20.00	41.35.16.10.00	41.35.16.20.00	41.35.19.10.00	41.35.19.20.00	41.35.10.10.00	41.35.10.20.00	
41.35.24.20.00	41.35.25.10.00	41.35.25.20.00	41.35.26.10.00	41.35.26.20.00	41.35.29.10.00	41.35.29.20.00	41.35.20.10.00	41.35.20.20.00	
41.35.34.20.00	41.35.35.10.00	41.35.35.20.00	41.35.36.10.00	41.35.36.20.00	41.35.39.10.00	41.35.39.20.00	41.35.30.10.00	41.35.30.20.00	
41.23.14.20.00	41.23.15.10.00	41.23.15.20.00	41.23.16.10.00	41.23.16.20.00	41.23.19.10.00	41.23.19.20.00	41.23.10.10.00	41.23.10.20.00	
41.23.24.20.00	41.23.25.10.00	41.23.25.20.00	41.23.26.10.00	41.23.26.20.00	41.23.29.10.00	41.23.29.20.00	41.23.20.10.00	41.23.20.20.00	
41.23.34.20.00	41.23.35.10.00	41.23.35.20.00	41.23.36.10.00	41.23.36.20.00	41.23.39.10.00	41.23.39.20.00	41.23.30.10.00	41.23.30.20.00	
41.26.14.20.00	41.26.15.10.00	41.26.15.20.00	41.26.16.10.00	41.26.16.20.00	41.26.19.10.00	41.26.19.20.00	41.26.10.10.00	41.26.10.20.00	
41.26.24.20.00	41.26.25.10.00	41.26.25.20.00	41.26.26.10.00	41.26.26.20.00	41.26.29.10.00	41.26.29.20.00	41.26.20.10.00	41.26.20.20.00	
41.26.34.20.00	41.26.35.10.00	41.26.35.20.00	41.26.36.10.00	41.26.36.20.00	41.26.39.10.00	41.26.39.20.00	41.26.30.10.00	41.26.30.20.00	
41.33.14.20.00	41.33.15.10.00	41.33.15.20.00	41.33.16.10.00	41.33.16.20.00	41.33.19.10.00	41.33.19.20.00	41.33.10.10.00	41.33.10.20.00	
41.33.24.20.00	41.33.25.10.00	41.33.25.20.00	41.33.26.10.00	41.33.26.20.00	41.33.29.10.00	41.33.29.20.00	41.33.20.10.00	41.33.20.20.00	
41.33.34.20.00	41.33.35.10.00	41.33.35.20.00	41.33.36.10.00	41.33.36.20.00	41.33.39.10.00	41.33.39.20.00	41.33.30.10.00	41.33.30.20.00	
41.36.14.20.00	41.36.15.10.00	41.36.15.20.00	41.36.16.10.00	41.36.16.20.00	41.36.19.10.00	41.36.19.20.00	41.36.10.10.00	41.36.10.20.00	
41.36.24.20.00	41.36.25.10.00	41.36.25.20.00	41.36.26.10.00	41.36.26.20.00	41.36.29.10.00	41.36.29.20.00	41.36.20.10.00	41.36.20.20.00	
41.36.34.20.00	41.36.35.10.00	41.36.35.20.00	41.36.36.10.00	41.36.36.20.00	41.36.39.10.00	41.36.39.20.00	41.36.30.10.00	41.36.30.20.00	


### Nomenclature - Non-Illuminated Pushbutton



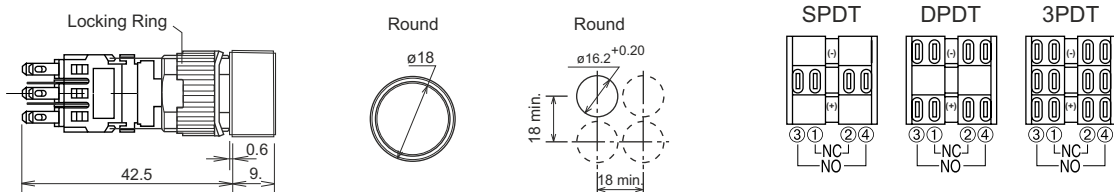
Ordering	Description	Sample
2	Red	
3	Amber	
4	Yellow	
5	Green	
6	Blue	
9	White	
0	Black	

## Illuminated Pushbutton - Round

Appearance	Operation	Lamp	Voltage	Contact	Red		Amber		
					IP40	IP65	IP40	IP65	
 <p>Round Illuminated</p>	Momentary	LED	6V	1NO-1NC	41.24.12.11.06	41.24.12.21.06	41.24.13.11.06	41.24.13.21.06	
				2NO-2NC	41.24.22.11.06	41.24.22.21.06	41.24.23.11.06	41.24.23.21.06	
				3NO-3NC	41.24.32.11.06	41.24.32.21.06	41.24.33.11.06	41.24.33.21.06	
			12V	1NO-1NC	41.24.12.11.12	41.24.12.21.12	41.24.13.11.12	41.24.13.21.12	
				2NO-2NC	41.24.22.11.12	41.24.22.21.12	41.24.23.11.12	41.24.23.21.12	
				3NO-3NC	41.24.32.11.12	41.24.32.21.12	41.24.33.11.12	41.24.33.21.12	
			24V	1NO-1NC	41.24.12.11.24	41.24.12.21.24	41.24.13.11.24	41.24.13.21.24	
				2NO-2NC	41.24.22.11.24	41.24.22.21.24	41.24.23.11.24	41.24.23.21.24	
				3NO-3NC	41.24.32.11.24	41.24.32.21.24	41.24.33.11.24	41.24.33.21.24	
		Filament	6V	1NO-1NC	41.24.12.12.06	41.24.12.22.06	41.24.13.12.06	41.24.13.22.06	
				2NO-2NC	41.24.22.12.06	41.24.22.22.06	41.24.23.12.06	41.24.23.22.06	
				3NO-3NC	41.24.32.12.06	41.24.32.22.06	41.24.33.12.06	41.24.33.22.06	
			12V	1NO-1NC	41.24.12.12.12	41.24.12.22.12	41.24.13.12.12	41.24.13.22.12	
				2NO-2NC	41.24.22.12.12	41.24.22.22.12	41.24.23.12.12	41.24.23.22.12	
				3NO-3NC	41.24.32.12.12	41.24.32.22.12	41.24.33.12.12	41.24.33.22.12	
			24V	1NO-1NC	41.24.12.12.24	41.24.12.22.24	41.24.13.12.24	41.24.13.22.24	
				2NO-2NC	41.24.22.12.24	41.24.22.22.24	41.24.23.12.24	41.24.23.22.24	
				3NO-3NC	41.24.32.12.24	41.24.32.22.24	41.24.33.12.24	41.24.33.22.24	

 <p>Round Illuminated</p>	Maintained	LED	6V	1NO-1NC	41.34.12.11.06	41.34.12.21.06	41.34.13.11.06	41.34.13.21.06	
				2NO-2NC	41.34.22.11.06	41.34.22.21.06	41.34.23.11.06	41.34.23.21.06	
				3NO-3NC	41.34.32.11.06	41.34.32.21.06	41.34.33.11.06	41.34.33.21.06	
			12V	1NO-1NC	41.34.12.11.12	41.34.12.21.12	41.34.13.11.12	41.34.13.21.12	
				2NO-2NC	41.34.22.11.12	41.34.22.21.12	41.34.23.11.12	41.34.23.21.12	
				3NO-3NC	41.34.32.11.12	41.34.32.21.12	41.34.33.11.12	41.34.33.21.12	
			24V	1NO-1NC	41.34.12.11.24	41.34.12.21.24	41.34.13.11.24	41.34.13.21.24	
				2NO-2NC	41.34.22.11.24	41.34.22.21.24	41.34.23.11.24	41.34.23.21.24	
				3NO-3NC	41.34.32.11.24	41.34.32.21.24	41.34.33.11.24	41.34.33.21.24	
		Filament	6V	1NO-1NC	41.34.12.12.06	41.34.12.22.06	41.34.13.12.06	41.34.13.22.06	
				2NO-2NC	41.34.22.12.06	41.34.22.22.06	41.34.23.12.06	41.34.23.22.06	
				3NO-3NC	41.34.32.12.06	41.34.32.22.06	41.34.33.12.06	41.34.33.22.06	
			12V	1NO-1NC	41.34.12.12.12	41.34.12.22.12	41.34.13.12.12	41.34.13.22.12	
				2NO-2NC	41.34.22.12.12	41.34.22.22.12	41.34.23.12.12	41.34.23.22.12	
				3NO-3NC	41.34.32.12.12	41.34.32.22.12	41.34.33.12.12	41.34.33.22.12	
			24V	1NO-1NC	41.34.12.12.24	41.34.12.22.24	41.34.13.12.24	41.34.13.22.24	
				2NO-2NC	41.34.22.12.24	41.34.22.22.24	41.34.23.12.24	41.34.23.22.24	
				3NO-3NC	41.34.32.12.24	41.34.32.22.24	41.34.33.12.24	41.34.33.22.24	





### Dimensions - Illuminated Pushbutton






# 41 Series ø16mm Stackable Switches & Pilot Lights

## Illuminated Pushbutton - Round

	Yellow 		Green 		Blue 		White 	
	IP40	IP65	IP40	IP65	IP40	IP65	IP40	IP65
	41.24.14.11.06	41.24.14.21.06	41.24.15.11.06	41.24.15.21.06	41.24.16.11.06	41.24.16.21.06	41.24.19.11.06	41.24.19.21.06
	41.24.24.11.06	41.24.24.21.06	41.24.25.11.06	41.24.25.21.06	41.24.26.11.06	41.24.26.21.06	41.24.29.11.06	41.24.29.21.06
	41.24.34.11.06	41.24.34.21.06	41.24.35.11.06	41.24.35.21.06	41.24.36.11.06	41.24.36.21.06	41.24.39.11.06	41.24.39.21.06
	41.24.14.11.12	41.24.14.21.12	41.24.15.11.12	41.24.15.21.12	41.24.16.11.12	41.24.16.21.12	41.24.19.11.12	41.24.19.21.12
	41.24.24.11.12	41.24.24.21.12	41.24.25.11.12	41.24.25.21.12	41.24.26.11.12	41.24.26.21.12	41.24.29.11.12	41.24.29.21.12
	41.24.34.11.12	41.24.34.21.12	41.24.35.11.12	41.24.35.21.12	41.24.36.11.12	41.24.36.21.12	41.24.39.11.12	41.24.39.21.12
	41.24.14.11.24	41.24.14.21.24	41.24.15.11.24	41.24.15.21.24	41.24.16.11.24	41.24.16.21.24	41.24.19.11.24	41.24.19.21.24
	41.24.24.11.24	41.24.24.21.24	41.24.25.11.24	41.24.25.21.24	41.24.26.11.24	41.24.26.21.24	41.24.29.11.24	41.24.29.21.24
	41.24.34.11.24	41.24.34.21.24	41.24.35.11.24	41.24.35.21.24	41.24.36.11.24	41.24.36.21.24	41.24.39.11.24	41.24.39.21.24
	41.24.14.12.06	41.24.14.22.06	41.24.15.12.06	41.24.15.22.06	41.24.16.12.06	41.24.16.22.06	41.24.19.12.06	41.24.19.22.06
	41.24.24.12.06	41.24.24.22.06	41.24.25.12.06	41.24.25.22.06	41.24.26.12.06	41.24.26.22.06	41.24.29.12.06	41.24.29.22.06
	41.24.34.12.06	41.24.34.22.06	41.24.35.12.06	41.24.35.22.06	41.24.36.12.06	41.24.36.22.06	41.24.39.12.06	41.24.39.22.06
	41.24.14.12.12	41.24.14.22.12	41.24.15.12.12	41.24.15.22.12	41.24.16.12.12	41.24.16.22.12	41.24.19.12.12	41.24.19.22.12
	41.24.24.12.12	41.24.24.22.12	41.24.25.12.12	41.24.25.22.12	41.24.26.12.12	41.24.26.22.12	41.24.29.12.12	41.24.29.22.12
	41.24.34.12.12	41.24.34.22.12	41.24.35.12.12	41.24.35.22.12	41.24.36.12.12	41.24.36.22.12	41.24.39.12.12	41.24.39.22.12
	41.24.14.12.24	41.24.14.22.24	41.24.15.12.24	41.24.15.22.24	41.24.16.12.24	41.24.16.22.24	41.24.19.12.24	41.24.19.22.24
	41.24.24.12.24	41.24.24.22.24	41.24.25.12.24	41.24.25.22.24	41.24.26.12.24	41.24.26.22.24	41.24.29.12.24	41.24.29.22.24
	41.24.34.12.24	41.24.34.22.24	41.24.35.12.24	41.24.35.22.24	41.24.36.12.24	41.24.36.22.24	41.24.39.12.24	41.24.39.22.24
	41.34.14.11.06	41.34.14.21.06	41.34.15.11.06	41.34.15.21.06	41.34.16.11.06	41.34.16.21.06	41.34.19.11.06	41.34.19.21.06
	41.34.24.11.06	41.34.24.21.06	41.34.25.11.06	41.34.25.21.06	41.34.26.11.06	41.34.26.21.06	41.34.29.11.06	41.34.29.21.06
	41.34.34.11.06	41.34.34.21.06	41.34.35.11.06	41.34.35.21.06	41.34.36.11.06	41.34.36.21.06	41.34.39.11.06	41.34.39.21.06
	41.34.14.11.12	41.34.14.21.12	41.34.15.11.12	41.34.15.21.12	41.34.16.11.12	41.34.16.21.12	41.34.19.11.12	41.34.19.21.12
	41.34.24.11.12	41.34.24.21.12	41.34.25.11.12	41.34.25.21.12	41.34.26.11.12	41.34.26.21.12	41.34.29.11.12	41.34.29.21.12
	41.34.34.11.12	41.34.34.21.12	41.34.35.11.12	41.34.35.21.12	41.34.36.11.12	41.34.36.21.12	41.34.39.11.12	41.34.39.21.12
	41.34.14.11.24	41.34.14.21.24	41.34.15.11.24	41.34.15.21.24	41.34.16.11.24	41.34.16.21.24	41.34.19.11.24	41.34.19.21.24
	41.34.24.11.24	41.34.24.21.24	41.34.25.11.24	41.34.25.21.24	41.34.26.11.24	41.34.26.21.24	41.34.29.11.24	41.34.29.21.24
	41.34.34.11.24	41.34.34.21.24	41.34.35.11.24	41.34.35.21.24	41.34.36.11.24	41.34.36.21.24	41.34.39.11.24	41.34.39.21.24
	41.34.14.12.06	41.34.14.22.06	41.34.15.12.06	41.34.15.22.06	41.34.16.12.06	41.34.16.22.06	41.34.19.12.06	41.34.19.22.06
	41.34.24.12.06	41.34.24.22.06	41.34.25.12.06	41.34.25.22.06	41.34.26.12.06	41.34.26.22.06	41.34.29.12.06	41.34.29.22.06
	41.34.34.12.06	41.34.34.22.06	41.34.35.12.06	41.34.35.22.06	41.34.36.12.06	41.34.36.22.06	41.34.39.12.06	41.34.39.22.06
	41.34.14.12.12	41.34.14.22.12	41.34.15.12.12	41.34.15.22.12	41.34.16.12.12	41.34.16.22.12	41.34.19.12.12	41.34.19.22.12
	41.34.24.12.12	41.34.24.22.12	41.34.25.12.12	41.34.25.22.12	41.34.26.12.12	41.34.26.22.12	41.34.29.12.12	41.34.29.22.12
	41.34.34.12.12	41.34.34.22.12	41.34.35.12.12	41.34.35.22.12	41.34.36.12.12	41.34.36.22.12	41.34.39.12.12	41.34.39.22.12
	41.34.14.12.24	41.34.14.22.24	41.34.15.12.24	41.34.15.22.24	41.34.16.12.24	41.34.16.22.24	41.34.19.12.24	41.34.19.22.24
	41.34.24.12.24	41.34.24.22.24	41.34.25.12.24	41.34.25.22.24	41.34.26.12.24	41.34.26.22.24	41.34.29.12.24	41.34.29.22.24
	41.34.34.12.24	41.34.34.22.24	41.34.35.12.24	41.34.35.22.24	41.34.36.12.24	41.34.36.22.24	41.34.39.12.24	41.34.39.22.24

### Nomenclature - Illuminated Pushbutton



41.24.14.21.12

41 Series Switches & Indicators

Operation Type

Shape

Contact







Yellow

Voltage


Lamp type


Protection

Color

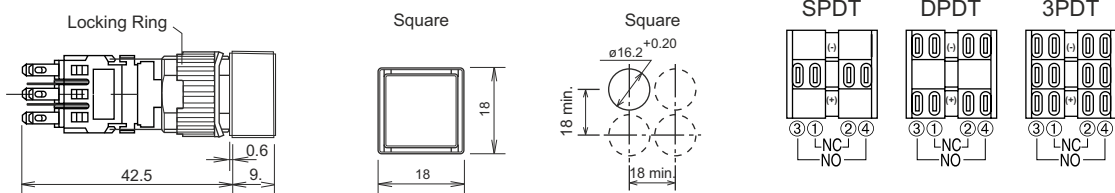
Ordering	Description	Sample
2	Red	
3	Amber	
4	Yellow	
5	Green	
6	Blue	
9	White	

## Illuminated Pushbutton - Square

Appearance	Operation	Lamp	Voltage	Contact	Red		Amber		
					IP40	IP65	IP40	IP65	
 Square Illuminated	Momentary	LED	6V	1NO-1NC	41.25.12.11.06	41.25.12.21.06	41.25.13.11.06	41.25.13.21.06	
				2NO-2NC	41.25.22.11.06	41.25.22.21.06	41.25.23.11.06	41.25.23.21.06	
				3NO-3NC	41.25.32.11.06	41.25.32.21.06	41.25.33.11.06	41.25.33.21.06	
			12V	1NO-1NC	41.25.12.11.12	41.25.12.21.12	41.25.13.11.12	41.25.13.21.12	
				2NO-2NC	41.25.22.11.12	41.25.22.21.12	41.25.23.11.12	41.25.23.21.12	
				3NO-3NC	41.25.32.11.12	41.25.32.21.12	41.25.33.11.12	41.25.33.21.12	
			24V	1NO-1NC	41.25.12.11.24	41.25.12.21.24	41.25.13.11.24	41.25.13.21.24	
				2NO-2NC	41.25.22.11.24	41.25.22.21.24	41.25.23.11.24	41.25.23.21.24	
				3NO-3NC	41.25.32.11.24	41.25.32.21.24	41.25.33.11.24	41.25.33.21.24	
		Filament	6V	1NO-1NC	41.25.12.12.06	41.25.12.22.06	41.25.13.12.06	41.25.13.22.06	
				2NO-2NC	41.25.22.12.06	41.25.22.22.06	41.25.23.12.06	41.25.23.22.06	
				3NO-3NC	41.25.32.12.06	41.25.32.22.06	41.25.33.12.06	41.25.33.22.06	
			12V	1NO-1NC	41.25.12.12.12	41.25.12.22.12	41.25.13.12.12	41.25.13.22.12	
				2NO-2NC	41.25.22.12.12	41.25.22.22.12	41.25.23.12.12	41.25.23.22.12	
				3NO-3NC	41.25.32.12.12	41.25.32.22.12	41.25.33.12.12	41.25.33.22.12	
			24V	1NO-1NC	41.25.12.12.24	41.25.12.22.24	41.25.13.12.24	41.25.13.22.24	
				2NO-2NC	41.25.22.12.24	41.25.22.22.24	41.25.23.12.24	41.25.23.22.24	
				3NO-3NC	41.25.32.12.24	41.25.32.22.24	41.25.33.12.24	41.25.33.22.24	

 Square Illuminated	Maintained	LED	6V	1NO-1NC	41.35.12.11.06	41.35.12.21.06	41.35.13.11.06	41.35.13.21.06	
				2NO-2NC	41.35.22.11.06	41.35.22.21.06	41.35.23.11.06	41.35.23.21.06	
				3NO-3NC	41.35.32.11.06	41.35.32.21.06	41.35.33.11.06	41.35.33.21.06	
			12V	1NO-1NC	41.35.12.11.12	41.35.12.21.12	41.35.13.11.12	41.35.13.21.12	
				2NO-2NC	41.35.22.11.12	41.35.22.21.12	41.35.23.11.12	41.35.23.21.12	
				3NO-3NC	41.35.32.11.12	41.35.32.21.12	41.35.33.11.12	41.35.33.21.12	
			24V	1NO-1NC	41.35.12.11.24	41.35.12.21.24	41.35.13.11.24	41.35.13.21.24	
				2NO-2NC	41.35.22.11.24	41.35.22.21.24	41.35.23.11.24	41.35.23.21.24	
				3NO-3NC	41.35.32.11.24	41.35.32.21.24	41.35.33.11.24	41.35.33.21.24	
		Filament	6V	1NO-1NC	41.35.12.12.06	41.35.12.22.06	41.35.13.12.06	41.35.13.22.06	
				2NO-2NC	41.35.22.12.06	41.35.22.22.06	41.35.23.12.06	41.35.23.22.06	
				3NO-3NC	41.35.32.12.06	41.35.32.22.06	41.35.33.12.06	41.35.33.22.06	
			12V	1NO-1NC	41.35.12.12.12	41.35.12.22.12	41.35.13.12.12	41.35.13.22.12	
				2NO-2NC	41.35.22.12.12	41.35.22.22.12	41.35.23.12.12	41.35.23.22.12	
				3NO-3NC	41.35.32.12.12	41.35.32.22.12	41.35.33.12.12	41.35.33.22.12	
			24V	1NO-1NC	41.35.12.12.24	41.35.12.22.24	41.35.13.12.24	41.35.13.22.24	
				2NO-2NC	41.35.22.12.24	41.35.22.22.24	41.35.23.12.24	41.35.23.22.24	
				3NO-3NC	41.35.32.12.24	41.35.32.22.24	41.35.33.12.24	41.35.33.22.24	

### Dimensions - Illuminated Pushbutton



## Illuminated Pushbutton - Square

	Yellow		Green		Blue		White	
	IP40	IP65	IP40	IP65	IP40	IP65	IP40	IP65
	41.25.14.11.06	41.25.14.21.06	41.25.15.11.06	41.25.15.21.06	41.25.16.11.06	41.25.16.21.06	41.25.19.11.06	41.25.19.21.06
	41.25.24.11.06	41.25.24.21.06	41.25.25.11.06	41.25.25.21.06	41.25.26.11.06	41.25.26.21.06	41.25.29.11.06	41.25.29.21.06
	41.25.34.11.06	41.25.34.21.06	41.25.35.11.06	41.25.35.21.06	41.25.36.11.06	41.25.36.21.06	41.25.39.11.06	41.25.39.21.06
	41.25.14.11.12	41.25.14.21.12	41.25.15.11.12	41.25.15.21.12	41.25.16.11.12	41.25.16.21.12	41.25.19.11.12	41.25.19.21.12
	41.25.24.11.12	41.25.24.21.12	41.25.25.11.12	41.25.25.21.12	41.25.26.11.12	41.25.26.21.12	41.25.29.11.12	41.25.29.21.12
	41.25.34.11.12	41.25.34.21.12	41.25.35.11.12	41.25.35.21.12	41.25.36.11.12	41.25.36.21.12	41.25.39.11.12	41.25.39.21.12
	41.25.14.11.24	41.25.14.21.24	41.25.15.11.24	41.25.15.21.24	41.25.16.11.24	41.25.16.21.24	41.25.19.11.24	41.25.19.21.24
	41.25.24.11.24	41.25.24.21.24	41.25.25.11.24	41.25.25.21.24	41.25.26.11.24	41.25.26.21.24	41.25.29.11.24	41.25.29.21.24
	41.25.34.11.24	41.25.34.21.24	41.25.35.11.24	41.25.35.21.24	41.25.36.11.24	41.25.36.21.24	41.25.39.11.24	41.25.39.21.24
	41.25.14.12.06	41.25.14.22.06	41.25.15.12.06	41.25.15.22.06	41.25.16.12.06	41.25.16.22.06	41.25.19.12.06	41.25.19.22.06
	41.25.24.12.06	41.25.24.22.06	41.25.25.12.06	41.25.25.22.06	41.25.26.12.06	41.25.26.22.06	41.25.29.12.06	41.25.29.22.06
	41.25.34.12.06	41.25.34.22.06	41.25.35.12.06	41.25.35.22.06	41.25.36.12.06	41.25.36.22.06	41.25.39.12.06	41.25.39.22.06
	41.25.14.12.12	41.25.14.22.12	41.25.15.12.12	41.25.15.22.12	41.25.16.12.12	41.25.16.22.12	41.25.19.12.12	41.25.19.22.12
	41.25.24.12.12	41.25.24.22.12	41.25.25.12.12	41.25.25.22.12	41.25.26.12.12	41.25.26.22.12	41.25.29.12.12	41.25.29.22.12
	41.25.34.12.12	41.25.34.22.12	41.25.35.12.12	41.25.35.22.12	41.25.36.12.12	41.25.36.22.12	41.25.39.12.12	41.25.39.22.12
	41.25.14.12.24	41.25.14.22.24	41.25.15.12.24	41.25.15.22.24	41.25.16.12.24	41.25.16.22.24	41.25.19.12.24	41.25.19.22.24
	41.25.24.12.24	41.25.24.22.24	41.25.25.12.24	41.25.25.22.24	41.25.26.12.24	41.25.26.22.24	41.25.29.12.24	41.25.29.22.24
	41.25.34.12.24	41.25.34.22.24	41.25.35.12.24	41.25.35.22.24	41.25.36.12.24	41.25.36.22.24	41.25.39.12.24	41.25.39.22.24
	41.35.14.11.06	41.35.14.21.06	41.35.15.11.06	41.35.15.21.06	41.35.16.11.06	41.35.16.21.06	41.35.19.11.06	41.35.19.21.06
	41.35.24.11.06	41.35.24.21.06	41.35.25.11.06	41.35.25.21.06	41.35.26.11.06	41.35.26.21.06	41.35.29.11.06	41.35.29.21.06
	41.35.34.11.06	41.35.34.21.06	41.35.35.11.06	41.35.35.21.06	41.35.36.11.06	41.35.36.21.06	41.35.39.11.06	41.35.39.21.06
	41.35.14.11.12	41.35.14.21.12	41.35.15.11.12	41.35.15.21.12	41.35.16.11.12	41.35.16.21.12	41.35.19.11.12	41.35.19.21.12
	41.35.24.11.12	41.35.24.21.12	41.35.25.11.12	41.35.25.21.12	41.35.26.11.12	41.35.26.21.12	41.35.29.11.12	41.35.29.21.12
	41.35.34.11.12	41.35.34.21.12	41.35.35.11.12	41.35.35.21.12	41.35.36.11.12	41.35.36.21.12	41.35.39.11.12	41.35.39.21.12
	41.35.14.11.24	41.35.14.21.24	41.35.15.11.24	41.35.15.21.24	41.35.16.11.24	41.35.16.21.24	41.35.19.11.24	41.35.19.21.24
	41.35.24.11.24	41.35.24.21.24	41.35.25.11.24	41.35.25.21.24	41.35.26.11.24	41.35.26.21.24	41.35.29.11.24	41.35.29.21.24
	41.35.34.11.24	41.35.34.21.24	41.35.35.11.24	41.35.35.21.24	41.35.36.11.24	41.35.36.21.24	41.35.39.11.24	41.35.39.21.24
	41.35.14.12.06	41.35.14.22.06	41.35.15.12.06	41.35.15.22.06	41.35.16.12.06	41.35.16.22.06	41.35.19.12.06	41.35.19.22.06
	41.35.24.12.06	41.35.24.22.06	41.35.25.12.06	41.35.25.22.06	41.35.26.12.06	41.35.26.22.06	41.35.29.12.06	41.35.29.22.06
	41.35.34.12.06	41.35.34.22.06	41.35.35.12.06	41.35.35.22.06	41.35.36.12.06	41.35.36.22.06	41.35.39.12.06	41.35.39.22.06
	41.35.14.12.12	41.35.14.22.12	41.35.15.12.12	41.35.15.22.12	41.35.16.12.12	41.35.16.22.12	41.35.19.12.12	41.35.19.22.12
	41.35.24.12.12	41.35.24.22.12	41.35.25.12.12	41.35.25.22.12	41.35.26.12.12	41.35.26.22.12	41.35.29.12.12	41.35.29.22.12
	41.35.34.12.12	41.35.34.22.12	41.35.35.12.12	41.35.35.22.12	41.35.36.12.12	41.35.36.22.12	41.35.39.12.12	41.35.39.22.12
	41.35.14.12.24	41.35.14.22.24	41.35.15.12.24	41.35.15.22.24	41.35.16.12.24	41.35.16.22.24	41.35.19.12.24	41.35.19.22.24
	41.35.24.12.24	41.35.24.22.24	41.35.25.12.24	41.35.25.22.24	41.35.26.12.24	41.35.26.22.24	41.35.29.12.24	41.35.29.22.24
	41.35.34.12.24	41.35.34.22.24	41.35.35.12.24	41.35.35.22.24	41.35.36.12.24	41.35.36.22.24	41.35.39.12.24	41.35.39.22.24

### Nomenclature - Illuminated Pushbutton

41 Series Switches & Indicators

Operation Type

Shape

Contact

41.25.15.21.12

Green

Voltage



Lamp type

Protection

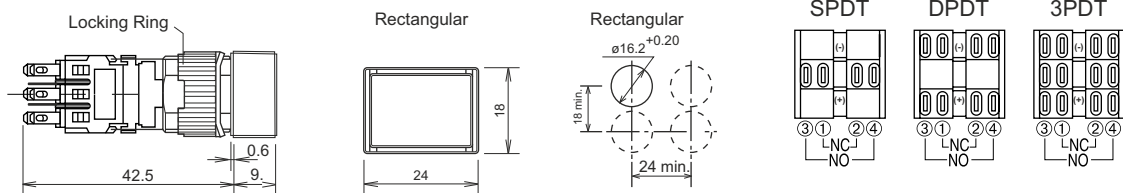
Color

Ordering	Description	Sample
2	Red	
3	Amber	
4	Yellow	
5	Green	
6	Blue	
9	White	

## Illuminated Pushbutton - Rectangular

Appearance	Operation	Lamp	Voltage	Contact	Red		Amber			
					IP40	IP65	IP40	IP65		
 <p>Rectangular Illuminated</p>	Momentary	LED	6V	1NO-1NC	41.26.12.11.06	41.26.12.21.06	41.26.13.11.06	41.26.13.21.06		
				2NO-2NC	41.26.22.11.06	41.26.22.21.06	41.26.23.11.06	41.26.23.21.06		
				3NO-3NC	41.26.32.11.06	41.26.32.21.06	41.26.33.11.06	41.26.33.21.06		
			12V	1NO-1NC	41.26.12.11.12	41.26.12.21.12	41.26.13.11.12	41.26.13.21.12		
				2NO-2NC	41.26.22.11.12	41.26.22.21.12	41.26.23.11.12	41.26.23.21.12		
				3NO-3NC	41.26.32.11.12	41.26.32.21.12	41.26.33.11.12	41.26.33.21.12		
		24V	1NO-1NC	41.26.12.11.24	41.26.12.21.24	41.26.13.11.24	41.26.13.21.24			
			2NO-2NC	41.26.22.11.24	41.26.22.21.24	41.26.23.11.24	41.26.23.21.24			
			3NO-3NC	41.26.32.11.24	41.26.32.21.24	41.26.33.11.24	41.26.33.21.24			
		Filament	6V	1NO-1NC	41.26.12.12.06	41.26.12.22.06	41.26.13.12.06	41.26.13.22.06		
				2NO-2NC	41.26.22.12.06	41.26.22.22.06	41.26.23.12.06	41.26.23.22.06		
				3NO-3NC	41.26.32.12.06	41.26.32.22.06	41.26.33.12.06	41.26.33.22.06		
	12V		1NO-1NC	41.26.12.12.12	41.26.12.22.12	41.26.13.12.12	41.26.13.22.12			
			2NO-2NC	41.26.22.12.12	41.26.22.22.12	41.26.23.12.12	41.26.23.22.12			
			3NO-3NC	41.26.32.12.12	41.26.32.22.12	41.26.33.12.12	41.26.33.22.12			
	24V	1NO-1NC	41.26.12.12.24	41.26.12.22.24	41.26.13.12.24	41.26.13.22.24				
		2NO-2NC	41.26.22.12.24	41.26.22.22.24	41.26.23.12.24	41.26.23.22.24				
		3NO-3NC	41.26.32.12.24	41.26.32.22.24	41.26.33.12.24	41.26.33.22.24				
	 <p>Rectangular Illuminated</p>	Maintained	LED	6V	1NO-1NC	41.36.12.11.06	41.36.12.21.06	41.36.13.11.06	41.36.13.21.06	
					2NO-2NC	41.36.22.11.06	41.36.22.21.06	41.36.23.11.06	41.36.23.21.06	
					3NO-3NC	41.36.32.11.06	41.36.32.21.06	41.36.33.11.06	41.36.33.21.06	
				12V	1NO-1NC	41.36.12.11.12	41.36.12.21.12	41.36.13.11.12	41.36.13.21.12	
					2NO-2NC	41.36.22.11.12	41.36.22.21.12	41.36.23.11.12	41.36.23.21.12	
					3NO-3NC	41.36.32.11.12	41.36.32.21.12	41.36.33.11.12	41.36.33.21.12	
24V			1NO-1NC	41.36.12.11.24	41.36.12.21.24	41.36.13.11.24	41.36.13.21.24			
			2NO-2NC	41.36.22.11.24	41.36.22.21.24	41.36.23.11.24	41.36.23.21.24			
			3NO-3NC	41.36.32.11.24	41.36.32.21.24	41.36.33.11.24	41.36.33.21.24			
Filament			6V	1NO-1NC	41.36.12.12.06	41.36.12.22.06	41.36.13.12.06	41.36.13.22.06		
				2NO-2NC	41.36.22.12.06	41.36.22.22.06	41.36.23.12.06	41.36.23.22.06		
				3NO-3NC	41.36.32.12.06	41.36.32.22.06	41.36.33.12.06	41.36.33.22.06		
		12V	1NO-1NC	41.36.12.12.12	41.36.12.22.12	41.36.13.12.12	41.36.13.22.12			
			2NO-2NC	41.36.22.12.12	41.36.22.22.12	41.36.23.12.12	41.36.23.22.12			
			3NO-3NC	41.36.32.12.12	41.36.32.22.12	41.36.33.12.12	41.36.33.22.12			
24V		1NO-1NC	41.36.12.12.24	41.36.12.22.24	41.36.13.12.24	41.36.13.22.24				
		2NO-2NC	41.36.22.12.24	41.36.22.22.24	41.36.23.12.24	41.36.23.22.24				
		3NO-3NC	41.36.32.12.24	41.36.32.22.24	41.36.33.12.24	41.36.33.22.24				

### Dimensions - Illuminated Pushbutton



## Illuminated Pushbutton - Rectangular

	Yellow		Green		Blue		White	
	IP40	IP65	IP40	IP65	IP40	IP65	IP40	IP65
	41.26.14.11.06	41.26.14.21.06	41.26.15.11.06	41.26.15.21.06	41.26.16.11.06	41.26.16.21.06	41.26.19.11.06	41.26.19.21.06
	41.26.24.11.06	41.26.24.21.06	41.26.25.11.06	41.26.25.21.06	41.26.26.11.06	41.26.26.21.06	41.26.29.11.06	41.26.29.21.06
	41.26.34.11.06	41.26.34.21.06	41.26.35.11.06	41.26.35.21.06	41.26.36.11.06	41.26.36.21.06	41.26.39.11.06	41.26.39.21.06
	41.26.14.11.12	41.26.14.21.12	41.26.15.11.12	41.26.15.21.12	41.26.16.11.12	41.26.16.21.12	41.26.19.11.12	41.26.19.21.12
	41.26.24.11.12	41.26.24.21.12	41.26.25.11.12	41.26.25.21.12	41.26.26.11.12	41.26.26.21.12	41.26.29.11.12	41.26.29.21.12
	41.26.34.11.12	41.26.34.21.12	41.26.35.11.12	41.26.35.21.12	41.26.36.11.12	41.26.36.21.12	41.26.39.11.12	41.26.39.21.12
	41.26.14.11.24	41.26.14.21.24	41.26.15.11.24	41.26.15.21.24	41.26.16.11.24	41.26.16.21.24	41.26.19.11.24	41.26.19.21.24
	41.26.24.11.24	41.26.24.21.24	41.26.25.11.24	41.26.25.21.24	41.26.26.11.24	41.26.26.21.24	41.26.29.11.24	41.26.29.21.24
	41.26.34.11.24	41.26.34.21.24	41.26.35.11.24	41.26.35.21.24	41.26.36.11.24	41.26.36.21.24	41.26.39.11.24	41.26.39.21.24
	41.26.14.12.06	41.26.14.22.06	41.26.15.12.06	41.26.15.22.06	41.26.16.12.06	41.26.16.22.06	41.26.19.12.06	41.26.19.22.06
	41.26.24.12.06	41.26.24.22.06	41.26.25.12.06	41.26.25.22.06	41.26.26.12.06	41.26.26.22.06	41.26.29.12.06	41.26.29.22.06
	41.26.34.12.06	41.26.34.22.06	41.26.35.12.06	41.26.35.22.06	41.26.36.12.06	41.26.36.22.06	41.26.39.12.06	41.26.39.22.06
	41.26.14.12.12	41.26.14.22.12	41.26.15.12.12	41.26.15.22.12	41.26.16.12.12	41.26.16.22.12	41.26.19.12.12	41.26.19.22.12
	41.26.24.12.12	41.26.24.22.12	41.26.25.12.12	41.26.25.22.12	41.26.26.12.12	41.26.26.22.12	41.26.29.12.12	41.26.29.22.12
	41.26.34.12.12	41.26.34.22.12	41.26.35.12.12	41.26.35.22.12	41.26.36.12.12	41.26.36.22.12	41.26.39.12.12	41.26.39.22.12
	41.26.14.12.24	41.26.14.22.24	41.26.15.12.24	41.26.15.22.24	41.26.16.12.24	41.26.16.22.24	41.26.19.12.24	41.26.19.22.24
	41.26.24.12.24	41.26.24.22.24	41.26.25.12.24	41.26.25.22.24	41.26.26.12.24	41.26.26.22.24	41.26.29.12.24	41.26.29.22.24
	41.26.34.12.24	41.26.34.22.24	41.26.35.12.24	41.26.35.22.24	41.26.36.12.24	41.26.36.22.24	41.26.39.12.24	41.26.39.22.24
	41.36.14.11.06	41.36.14.21.06	41.36.15.11.06	41.36.15.21.06	41.36.16.11.06	41.36.16.21.06	41.36.19.11.06	41.36.19.21.06
	41.36.24.11.06	41.36.24.21.06	41.36.25.11.06	41.36.25.21.06	41.36.26.11.06	41.36.26.21.06	41.36.29.11.06	41.36.29.21.06
	41.36.34.11.06	41.36.34.21.06	41.36.35.11.06	41.36.35.21.06	41.36.36.11.06	41.36.36.21.06	41.36.39.11.06	41.36.39.21.06
	41.36.14.11.12	41.36.14.21.12	41.36.15.11.12	41.36.15.21.12	41.36.16.11.12	41.36.16.21.12	41.36.19.11.12	41.36.19.21.12
	41.36.24.11.12	41.36.24.21.12	41.36.25.11.12	41.36.25.21.12	41.36.26.11.12	41.36.26.21.12	41.36.29.11.12	41.36.29.21.12
	41.36.34.11.12	41.36.34.21.12	41.36.35.11.12	41.36.35.21.12	41.36.36.11.12	41.36.36.21.12	41.36.39.11.12	41.36.39.21.12
	41.36.14.11.24	41.36.14.21.24	41.36.15.11.24	41.36.15.21.24	41.36.16.11.24	41.36.16.21.24	41.36.19.11.24	41.36.19.21.24
	41.36.24.11.24	41.36.24.21.24	41.36.25.11.24	41.36.25.21.24	41.36.26.11.24	41.36.26.21.24	41.36.29.11.24	41.36.29.21.24
	41.36.34.11.24	41.36.34.21.24	41.36.35.11.24	41.36.35.21.24	41.36.36.11.24	41.36.36.21.24	41.36.39.11.24	41.36.39.21.24
	41.36.14.12.06	41.36.14.22.06	41.36.15.12.06	41.36.15.22.06	41.36.16.12.06	41.36.16.22.06	41.36.19.12.06	41.36.19.22.06
	41.36.24.12.06	41.36.24.22.06	41.36.25.12.06	41.36.25.22.06	41.36.26.12.06	41.36.26.22.06	41.36.29.12.06	41.36.29.22.06
	41.36.34.12.06	41.36.34.22.06	41.36.35.12.06	41.36.35.22.06	41.36.36.12.06	41.36.36.22.06	41.36.39.12.06	41.36.39.22.06
	41.36.14.12.12	41.36.14.22.12	41.36.15.12.12	41.36.15.22.12	41.36.16.12.12	41.36.16.22.12	41.36.19.12.12	41.36.19.22.12
	41.36.24.12.12	41.36.24.22.12	41.36.25.12.12	41.36.25.22.12	41.36.26.12.12	41.36.26.22.12	41.36.29.12.12	41.36.29.22.12
	41.36.34.12.12	41.36.34.22.12	41.36.35.12.12	41.36.35.22.12	41.36.36.12.12	41.36.36.22.12	41.36.39.12.12	41.36.39.22.12
	41.36.14.12.24	41.36.14.22.24	41.36.15.12.24	41.36.15.22.24	41.36.16.12.24	41.36.16.22.24	41.36.19.12.24	41.36.19.22.24
	41.36.24.12.24	41.36.24.22.24	41.36.25.12.24	41.36.25.22.24	41.36.26.12.24	41.36.26.22.24	41.36.29.12.24	41.36.29.22.24
	41.36.34.12.24	41.36.34.22.24	41.36.35.12.24	41.36.35.22.24	41.36.36.12.24	41.36.36.22.24	41.36.39.12.24	41.36.39.22.24

### Nomenclature - Illuminated Pushbutton

41.26.16.21.12

Blue

Voltage

Lamp type

Protection

Color

Ordering	Description	Sample
2	Red	
3	Amber	
4	Yellow	
5	Green	
6	Blue	
9	White	


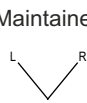

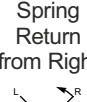
41 Series Switches & Indicators

Operation Type

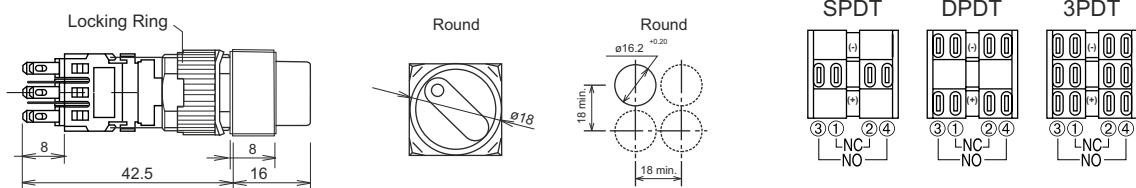
Shape

Contact

## Illuminated Selector Switch - Round

Appearance	Positions	Voltage	Lamp	Contact	Red		Amber		
					IP40	IP65	IP40	IP65	
 <p>90° 2 Positions Round Illuminated</p>	 <p>Maintained</p>	6V AC/DC	LED	1NO-1NC	41.44.12.111.06	41.44.12.211.06	41.44.13.111.06	41.44.13.211.06	
				2NO-2NC	41.44.22.111.06	41.44.22.211.06	41.44.23.111.06	41.44.23.211.06	
				3NO-3NC	41.44.32.111.06	41.44.32.211.06	41.44.33.111.06	41.44.33.211.06	
			Filament	1NO-1NC	41.44.12.112.06	41.44.12.212.06	41.44.13.112.06	41.44.13.212.06	
				2NO-2NC	41.44.22.112.06	41.44.22.212.06	41.44.23.112.06	41.44.23.212.06	
				3NO-3NC	41.44.32.112.06	41.44.32.212.06	41.44.33.112.06	41.44.33.212.06	
		12V AC/DC	LED	1NO-1NC	41.44.12.111.12	41.44.12.211.12	41.44.13.111.12	41.44.13.211.12	
				2NO-2NC	41.44.22.111.12	41.44.22.211.12	41.44.23.111.12	41.44.23.211.12	
				3NO-3NC	41.44.32.111.12	41.44.32.211.12	41.44.33.111.12	41.44.33.211.12	
			Filament	1NO-1NC	41.44.12.112.12	41.44.12.212.12	41.44.13.112.12	41.44.13.212.12	
				2NO-2NC	41.44.22.112.12	41.44.22.212.12	41.44.23.112.12	41.44.23.212.12	
				3NO-3NC	41.44.32.112.12	41.44.32.212.12	41.44.33.112.12	41.44.33.212.12	
		24V AC/DC	LED	1NO-1NC	41.44.12.111.24	41.44.12.211.24	41.44.13.111.24	41.44.13.211.24	
				2NO-2NC	41.44.22.111.24	41.44.22.211.24	41.44.23.111.24	41.44.23.211.24	
				3NO-3NC	41.44.32.111.24	41.44.32.211.24	41.44.33.111.24	41.44.33.211.24	
			Filament	1NO-1NC	41.44.12.112.24	41.44.12.212.24	41.44.13.112.24	41.44.13.212.24	
				2NO-2NC	41.44.22.112.24	41.44.22.212.24	41.44.23.112.24	41.44.23.212.24	
				3NO-3NC	41.44.32.112.24	41.44.32.212.24	41.44.33.112.24	41.44.33.212.24	
 <p>90° 2 Positions Round Illuminated</p>	 <p>Spring Return from Right</p>	6V AC/DC	LED	1NO-1NC	41.44.12.121.06	41.44.12.221.06	41.44.13.121.06	41.44.13.221.06	
				2NO-2NC	41.44.22.121.06	41.44.22.221.06	41.44.23.121.06	41.44.23.221.06	
				3NO-3NC	41.44.32.121.06	41.44.32.221.06	41.44.33.121.06	41.44.33.221.06	
			Filament	1NO-1NC	41.44.12.122.06	41.44.12.222.06	41.44.13.122.06	41.44.13.222.06	
				2NO-2NC	41.44.22.122.06	41.44.22.222.06	41.44.23.122.06	41.44.23.222.06	
				3NO-3NC	41.44.32.122.06	41.44.32.222.06	41.44.33.122.06	41.44.33.222.06	
		12V AC/DC	LED	1NO-1NC	41.44.12.121.12	41.44.12.221.12	41.44.13.121.12	41.44.13.221.12	
				2NO-2NC	41.44.22.121.12	41.44.22.221.12	41.44.23.121.12	41.44.23.221.12	
				3NO-3NC	41.44.32.121.12	41.44.32.221.12	41.44.33.121.12	41.44.33.221.12	
			Filament	1NO-1NC	41.44.12.122.12	41.44.12.222.12	41.44.13.122.12	41.44.13.222.12	
				2NO-2NC	41.44.22.122.12	41.44.22.222.12	41.44.23.122.12	41.44.23.222.12	
				3NO-3NC	41.44.32.122.12	41.44.32.222.12	41.44.33.122.12	41.44.33.222.12	
		24V AC/DC	LED	1NO-1NC	41.44.12.121.24	41.44.12.221.24	41.44.13.121.24	41.44.13.221.24	
				2NO-2NC	41.44.22.121.24	41.44.22.221.24	41.44.23.121.24	41.44.23.221.24	
				3NO-3NC	41.44.32.121.24	41.44.32.221.24	41.44.33.121.24	41.44.33.221.24	
			Filament	1NO-1NC	41.44.12.122.24	41.44.12.222.24	41.44.13.122.24	41.44.13.222.24	
				2NO-2NC	41.44.22.122.24	41.44.22.222.24	41.44.23.122.24	41.44.23.222.24	
				3NO-3NC	41.44.32.122.24	41.44.32.222.24	41.44.33.122.24	41.44.33.222.24	

### Dimensions - Illuminated Selector Switch



Refer to next page for more color selection.

## Illuminated Selector Switch - Round

	Yellow		Green		Blue		White	
	IP40	IP65	IP40	IP65	IP40	IP65	IP40	IP65
	41.44.14.111.06	41.44.14.211.06	41.44.15.111.06	41.44.15.211.06	41.44.16.111.06	41.44.16.211.06	41.44.19.111.06	41.44.19.211.06
	41.44.24.111.06	41.44.24.211.06	41.44.25.111.06	41.44.25.211.06	41.44.26.111.06	41.44.26.211.06	41.44.29.111.06	41.44.29.211.06
	41.44.34.111.06	41.44.34.211.06	41.44.35.111.06	41.44.35.211.06	41.44.36.111.06	41.44.36.211.06	41.44.39.111.06	41.44.39.211.06
	41.44.14.112.06	41.44.14.212.06	41.44.15.112.06	41.44.15.212.06	41.44.16.112.06	41.44.16.212.06	41.44.19.112.06	41.44.19.212.06
	41.44.24.112.06	41.44.24.212.06	41.44.25.112.06	41.44.25.212.06	41.44.26.112.06	41.44.26.212.06	41.44.29.112.06	41.44.29.212.06
	41.44.34.112.06	41.44.34.212.06	41.44.35.112.06	41.44.35.212.06	41.44.36.112.06	41.44.36.212.06	41.44.39.112.06	41.44.39.212.06
	41.44.14.111.12	41.44.14.211.12	41.44.15.111.12	41.44.15.211.12	41.44.16.111.12	41.44.16.211.12	41.44.19.111.12	41.44.19.211.12
	41.44.24.111.12	41.44.24.211.12	41.44.25.111.12	41.44.25.211.12	41.44.26.111.12	41.44.26.211.12	41.44.29.111.12	41.44.29.211.12
	41.44.34.111.12	41.44.34.211.12	41.44.35.111.12	41.44.35.211.12	41.44.36.111.12	41.44.36.211.12	41.44.39.111.12	41.44.39.211.12
	41.44.14.112.12	41.44.14.212.12	41.44.15.112.12	41.44.15.212.12	41.44.16.112.12	41.44.16.212.12	41.44.19.112.12	41.44.19.212.12
	41.44.24.112.12	41.44.24.212.12	41.44.25.112.12	41.44.25.212.12	41.44.26.112.12	41.44.26.212.12	41.44.29.112.12	41.44.29.212.12
	41.44.34.112.12	41.44.34.212.12	41.44.35.112.12	41.44.35.212.12	41.44.36.112.12	41.44.36.212.12	41.44.39.112.12	41.44.39.212.12
	41.44.14.111.24	41.44.14.211.24	41.44.15.111.24	41.44.15.211.24	41.44.16.111.24	41.44.16.211.24	41.44.19.111.24	41.44.19.211.24
	41.44.24.111.24	41.44.24.211.24	41.44.25.111.24	41.44.25.211.24	41.44.26.111.24	41.44.26.211.24	41.44.29.111.24	41.44.29.211.24
	41.44.34.111.24	41.44.34.211.24	41.44.35.111.24	41.44.35.211.24	41.44.36.111.24	41.44.36.211.24	41.44.39.111.24	41.44.39.211.24
	41.44.14.112.24	41.44.14.212.24	41.44.15.112.24	41.44.15.212.24	41.44.16.112.24	41.44.16.212.24	41.44.19.112.24	41.44.19.212.24
	41.44.24.112.24	41.44.24.212.24	41.44.25.112.24	41.44.25.212.24	41.44.26.112.24	41.44.26.212.24	41.44.29.112.24	41.44.29.212.24
	41.44.34.112.24	41.44.34.212.24	41.44.35.112.24	41.44.35.212.24	41.44.36.112.24	41.44.36.212.24	41.44.39.112.24	41.44.39.212.24
	41.44.14.121.06	41.44.14.211.06	41.44.15.121.06	41.44.15.211.06	41.44.16.121.06	41.44.16.211.06	41.44.19.121.06	41.44.19.211.06
	41.44.24.121.06	41.44.24.211.06	41.44.25.121.06	41.44.25.211.06	41.44.26.121.06	41.44.26.211.06	41.44.29.121.06	41.44.29.211.06
	41.44.34.121.06	41.44.34.211.06	41.44.35.121.06	41.44.35.211.06	41.44.36.121.06	41.44.36.211.06	41.44.39.121.06	41.44.39.211.06
	41.44.14.122.06	41.44.14.212.06	41.44.15.122.06	41.44.15.212.06	41.44.16.122.06	41.44.16.212.06	41.44.19.122.06	41.44.19.212.06
	41.44.24.122.06	41.44.24.212.06	41.44.25.122.06	41.44.25.212.06	41.44.26.122.06	41.44.26.212.06	41.44.29.122.06	41.44.29.212.06
	41.44.34.122.06	41.44.34.212.06	41.44.35.122.06	41.44.35.212.06	41.44.36.122.06	41.44.36.212.06	41.44.39.122.06	41.44.39.212.06
	41.44.14.121.12	41.44.14.211.12	41.44.15.121.12	41.44.15.211.12	41.44.16.121.12	41.44.16.211.12	41.44.19.121.12	41.44.19.211.12
	41.44.24.121.12	41.44.24.211.12	41.44.25.121.12	41.44.25.211.12	41.44.26.121.12	41.44.26.211.12	41.44.29.121.12	41.44.29.211.12
	41.44.34.121.12	41.44.34.211.12	41.44.35.121.12	41.44.35.211.12	41.44.36.121.12	41.44.36.211.12	41.44.39.121.12	41.44.39.211.12
	41.44.14.122.12	41.44.14.212.12	41.44.15.122.12	41.44.15.212.12	41.44.16.122.12	41.44.16.212.12	41.44.19.122.12	41.44.19.212.12
	41.44.24.122.12	41.44.24.212.12	41.44.25.122.12	41.44.25.212.12	41.44.26.122.12	41.44.26.212.12	41.44.29.122.12	41.44.29.212.12
	41.44.34.122.12	41.44.34.212.12	41.44.35.122.12	41.44.35.212.12	41.44.36.122.12	41.44.36.212.12	41.44.39.122.12	41.44.39.212.12
	41.44.14.121.24	41.44.14.211.24	41.44.15.121.24	41.44.15.211.24	41.44.16.121.24	41.44.16.211.24	41.44.19.121.24	41.44.19.211.24
	41.44.24.121.24	41.44.24.211.24	41.44.25.121.24	41.44.25.211.24	41.44.26.121.24	41.44.26.211.24	41.44.29.121.24	41.44.29.211.24
	41.44.34.121.24	41.44.34.211.24	41.44.35.121.24	41.44.35.211.24	41.44.36.121.24	41.44.36.211.24	41.44.39.121.24	41.44.39.211.24
	41.44.14.122.24	41.44.14.212.24	41.44.15.122.24	41.44.15.212.24	41.44.16.122.24	41.44.16.212.24	41.44.19.122.24	41.44.19.212.24
	41.44.24.122.24	41.44.24.212.24	41.44.25.122.24	41.44.25.212.24	41.44.26.122.24	41.44.26.212.24	41.44.29.122.24	41.44.29.212.24
	41.44.34.122.24	41.44.34.212.24	41.44.35.122.24	41.44.35.212.24	41.44.36.122.24	41.44.36.212.24	41.44.39.122.24	41.44.39.212.24

### Nomenclature - Illuminated Selector Switch

41.44.14.121.12  
Yellow

Ordering	Description	Sample
2	Red	
3	Amber	
4	Yellow	
5	Green	
6	Blue	
9	White	

41 Series Switches & Indicators

Selector Switch 2 - Positions

Illuminated Round

SPDT

12 V

LED Lamp





Spring Return from Right

IP40

# 41 Series ø16mm Stackable Switches & Pilot Lights

WERNER

## Illuminated Selector Switch - Round





Appearance	Positions	Voltage	Lamp	Contact	Red		Amber			
					IP40	IP65	IP40	IP65		
 <p>45° 3 Positions Round Illuminated</p>	Maintained 	6V AC/DC	LED	2NO-2NC	41.54.22.111.06	41.54.22.211.06	41.54.23.111.06	41.54.23.211.06		
				3NO-3NC	41.54.32.111.06	41.54.32.211.06	41.54.33.111.06	41.54.33.211.06		
				Filament	2NO-2NC	41.54.22.112.06	41.54.22.212.06	41.54.23.112.06	41.54.23.212.06	
			3NO-3NC	41.54.32.112.06	41.54.32.212.06	41.54.33.112.06	41.54.33.212.06			
			12V AC/DC	LED	2NO-2NC	41.54.22.111.12	41.54.22.211.12	41.54.23.111.12	41.54.23.211.12	
					3NO-3NC	41.54.32.111.12	41.54.32.211.12	41.54.33.111.12	41.54.33.211.12	
		Filament			2NO-2NC	41.54.22.112.12	41.54.22.212.12	41.54.23.112.12	41.54.23.212.12	
		3NO-3NC	41.54.32.112.12	41.54.32.212.12	41.54.33.112.12	41.54.33.212.12				
		24V AC/DC	LED	2NO-2NC	41.54.22.111.24	41.54.22.211.24	41.54.23.111.24	41.54.23.211.24		
				3NO-3NC	41.54.32.111.24	41.54.32.211.24	41.54.33.111.24	41.54.33.211.24		
				Filament	2NO-2NC	41.54.22.112.24	41.54.22.212.24	41.54.23.112.24	41.54.23.212.24	
			3NO-3NC	41.54.32.112.24	41.54.32.212.24	41.54.33.112.24	41.54.33.212.24			
	Spring Return from Right		LED	2NO-2NC	41.54.22.121.06	41.54.22.221.06	41.54.23.121.06	41.54.23.221.06		
				3NO-3NC	41.54.32.121.06	41.54.32.221.06	41.54.33.121.06	41.54.33.221.06		
		Filament		2NO-2NC	41.54.22.122.06	41.54.22.222.06	41.54.23.122.06	41.54.23.222.06		
	3NO-3NC	41.54.32.122.06	41.54.32.222.06	41.54.33.122.06	41.54.33.222.06					
	12V AC/DC	LED	2NO-2NC	41.54.22.121.12	41.54.22.221.12	41.54.23.121.12	41.54.23.221.12			
			3NO-3NC	41.54.32.121.12	41.54.32.221.12	41.54.33.121.12	41.54.33.221.12			
			Filament	2NO-2NC	41.54.22.122.12	41.54.22.222.12	41.54.23.122.12	41.54.23.222.12		
		3NO-3NC	41.54.32.122.12	41.54.32.222.12	41.54.33.122.12	41.54.33.222.12				
		24V AC/DC	LED	2NO-2NC	41.54.22.121.24	41.54.22.221.24	41.54.23.121.24	41.54.23.221.24		
				3NO-3NC	41.54.32.121.24	41.54.32.221.24	41.54.33.121.24	41.54.33.221.24		
	Filament			2NO-2NC	41.54.22.122.24	41.54.22.222.24	41.54.23.122.24	41.54.23.222.24		
	3NO-3NC	41.54.32.122.24	41.54.32.222.24	41.54.33.122.24	41.54.33.222.24					
 <p>45° 3 Positions Round Illuminated</p>	Spring Return from Left 	6V AC/DC	LED	2NO-2NC	41.54.22.131.06	41.54.22.231.06	41.54.23.131.06	41.54.23.231.06		
				3NO-3NC	41.54.32.131.06	41.54.32.231.06	41.54.33.131.06	41.54.33.231.06		
				Filament	2NO-2NC	41.54.22.132.06	41.54.22.232.06	41.54.23.132.06	41.54.23.232.06	
			3NO-3NC	41.54.32.132.06	41.54.32.232.06	41.54.33.132.06	41.54.33.232.06			
			12V AC/DC	LED	2NO-2NC	41.54.22.131.12	41.54.22.231.12	41.54.23.131.12	41.54.23.231.12	
					3NO-3NC	41.54.32.131.12	41.54.32.231.12	41.54.33.131.12	41.54.33.231.12	
		Filament			2NO-2NC	41.54.22.132.12	41.54.22.232.12	41.54.23.132.12	41.54.23.232.12	
		3NO-3NC	41.54.32.132.12	41.54.32.232.12	41.54.33.132.12	41.54.33.232.12				
		24V AC/DC	LED	2NO-2NC	41.54.22.131.24	41.54.22.231.24	41.54.23.131.24	41.54.23.231.24		
				3NO-3NC	41.54.32.131.24	41.54.32.231.24	41.54.33.131.24	41.54.33.231.24		
				Filament	2NO-2NC	41.54.22.132.24	41.54.22.232.24	41.54.23.132.24	41.54.23.232.24	
			3NO-3NC	41.54.32.132.24	41.54.32.232.24	41.54.33.132.24	41.54.33.232.24			
	Spring Return Two Ways		LED	2NO-2NC	41.54.22.141.06	41.54.22.241.06	41.54.23.141.06	41.54.23.241.06		
				3NO-3NC	41.54.32.141.06	41.54.32.241.06	41.54.33.141.06	41.54.33.241.06		
		Filament		2NO-2NC	41.54.22.142.06	41.54.22.242.06	41.54.23.142.06	41.54.23.242.06		
	3NO-3NC	41.54.32.142.06	41.54.32.242.06	41.54.33.142.06	41.54.33.242.06					
	12V AC/DC	LED	2NO-2NC	41.54.22.141.12	41.54.22.241.12	41.54.23.141.12	41.54.23.241.12			
			3NO-3NC	41.54.32.141.12	41.54.32.241.12	41.54.33.141.12	41.54.33.241.12			
			Filament	2NO-2NC	41.54.22.142.12	41.54.22.242.12	41.54.23.142.12	41.54.23.242.12		
		3NO-3NC	41.54.32.142.12	41.54.32.242.12	41.54.33.142.12	41.54.33.242.12				
		24V AC/DC	LED	2NO-2NC	41.54.22.141.24	41.54.22.241.24	41.54.23.141.24	41.54.23.241.24		
				3NO-3NC	41.54.32.141.24	41.54.32.241.24	41.54.33.141.24	41.54.33.241.24		
	Filament			2NO-2NC	41.54.22.142.24	41.54.22.242.24	41.54.23.142.24	41.54.23.242.24		
	3NO-3NC	41.54.32.142.24	41.54.32.242.24	41.54.33.142.24	41.54.33.242.24					

Refer to next page for more color selection.

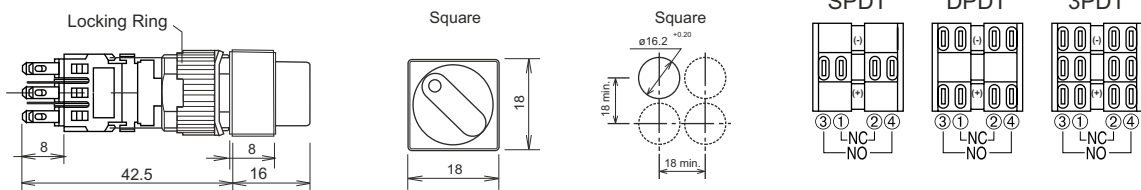




## Illuminated Selector Switch - Square

Appearance	Positions	Voltage	Lamp	Contact	Red		Amber		
					IP40	IP65	IP40	IP65	
 <p>90° 2 Positions Square Illuminated</p>	 <p>Maintained</p>	6V AC/DC	LED	1NO-1NC	41.45.12.111.06	41.45.12.211.06	41.45.13.111.06	41.45.13.211.06	
				2NO-2NC	41.45.22.111.06	41.45.22.211.06	41.45.23.111.06	41.45.23.211.06	
				3NO-3NC	41.45.32.111.06	41.45.32.211.06	41.45.33.111.06	41.45.33.211.06	
		Filament	1NO-1NC	41.45.12.112.06	41.45.12.212.06	41.45.13.112.06	41.45.13.212.06		
			2NO-2NC	41.45.22.112.06	41.45.22.212.06	41.45.23.112.06	41.45.23.212.06		
			3NO-3NC	41.45.32.112.06	41.45.32.212.06	41.45.33.112.06	41.45.33.212.06		
	12V AC/DC	LED	1NO-1NC	41.45.12.111.12	41.45.12.211.12	41.45.13.111.12	41.45.13.211.12		
			2NO-2NC	41.45.22.111.12	41.45.22.211.12	41.45.23.111.12	41.45.23.211.12		
			3NO-3NC	41.45.32.111.12	41.45.32.211.12	41.45.33.111.12	41.45.33.211.12		
		Filament	1NO-1NC	41.45.12.112.12	41.45.12.212.12	41.45.13.112.12	41.45.13.212.12		
			2NO-2NC	41.45.22.112.12	41.45.22.212.12	41.45.23.112.12	41.45.23.212.12		
			3NO-3NC	41.45.32.112.12	41.45.32.212.12	41.45.33.112.12	41.45.33.212.12		
24V AC/DC	LED	1NO-1NC	41.45.12.111.24	41.45.12.211.24	41.45.13.111.24	41.45.13.211.24			
		2NO-2NC	41.45.22.111.24	41.45.22.211.24	41.45.23.111.24	41.45.23.211.24			
		3NO-3NC	41.45.32.111.24	41.45.32.211.24	41.45.33.111.24	41.45.33.211.24			
	Filament	1NO-1NC	41.45.12.112.24	41.45.12.212.24	41.45.13.112.24	41.45.13.212.24			
		2NO-2NC	41.45.22.112.24	41.45.22.212.24	41.45.23.112.24	41.45.23.212.24			
		3NO-3NC	41.45.32.112.24	41.45.32.212.24	41.45.33.112.24	41.45.33.212.24			
 <p>90° 2 Positions Square Illuminated</p>	 <p>Spring Return from Right</p>	6V AC/DC	LED	1NO-1NC	41.45.12.121.06	41.45.12.221.06	41.45.13.121.06	41.45.13.221.06	
				2NO-2NC	41.45.22.121.06	41.45.22.221.06	41.45.23.121.06	41.45.23.221.06	
				3NO-3NC	41.45.32.121.06	41.45.32.221.06	41.45.33.121.06	41.45.33.221.06	
		Filament	1NO-1NC	41.45.12.122.06	41.45.12.222.06	41.45.13.122.06	41.45.13.222.06		
			2NO-2NC	41.45.22.122.06	41.45.22.222.06	41.45.23.122.06	41.45.23.222.06		
			3NO-3NC	41.45.32.122.06	41.45.32.222.06	41.45.33.122.06	41.45.33.222.06		
	12V AC/DC	LED	1NO-1NC	41.45.12.121.12	41.45.12.221.12	41.45.13.121.12	41.45.13.221.12		
			2NO-2NC	41.45.22.121.12	41.45.22.221.12	41.45.23.121.12	41.45.23.221.12		
			3NO-3NC	41.45.32.121.12	41.45.32.221.12	41.45.33.121.12	41.45.33.221.12		
		Filament	1NO-1NC	41.45.12.122.12	41.45.12.222.12	41.45.13.122.12	41.45.13.222.12		
			2NO-2NC	41.45.22.122.12	41.45.22.222.12	41.45.23.122.12	41.45.23.222.12		
			3NO-3NC	41.45.32.122.12	41.45.32.222.12	41.45.33.122.12	41.45.33.222.12		
24V AC/DC	LED	1NO-1NC	41.45.12.121.24	41.45.12.221.24	41.45.13.121.24	41.45.13.221.24			
		2NO-2NC	41.45.22.121.24	41.45.22.221.24	41.45.23.121.24	41.45.23.221.24			
		3NO-3NC	41.45.32.121.24	41.45.32.221.24	41.45.33.121.24	41.45.33.221.24			
	Filament	1NO-1NC	41.45.12.122.24	41.45.12.222.24	41.45.13.122.24	41.45.13.222.24			
		2NO-2NC	41.45.22.122.24	41.45.22.222.24	41.45.23.122.24	41.45.23.222.24			
		3NO-3NC	41.45.32.122.24	41.45.32.222.24	41.45.33.122.24	41.45.33.222.24			

### Dimensions - Illuminated Selector Switch

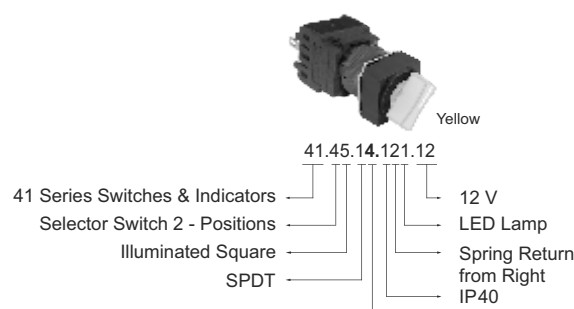


Refer to next page for more color selection.

## Illuminated Selector Switch - Square

	Yellow		Green		Blue		White	
	IP40	IP65	IP40	IP65	IP40	IP65	IP40	IP65
	41.45.14.111.06	41.45.14.211.06	41.45.15.111.06	41.45.15.211.06	41.45.16.111.06	41.45.16.211.06	41.45.19.111.06	41.45.19.211.06
	41.45.24.111.06	41.45.24.211.06	41.45.25.111.06	41.45.25.211.06	41.45.26.111.06	41.45.26.211.06	41.45.29.111.06	41.45.29.211.06
	41.45.34.111.06	41.45.34.211.06	41.45.35.111.06	41.45.35.211.06	41.45.36.111.06	41.45.36.211.06	41.45.39.111.06	41.45.39.211.06
	41.45.14.112.06	41.45.14.212.06	41.45.15.112.06	41.45.15.212.06	41.45.16.112.06	41.45.16.212.06	41.45.19.112.06	41.45.19.212.06
	41.45.24.112.06	41.45.24.212.06	41.45.25.112.06	41.45.25.212.06	41.45.26.112.06	41.45.26.212.06	41.45.29.112.06	41.45.29.212.06
	41.45.34.112.06	41.45.34.212.06	41.45.35.112.06	41.45.35.212.06	41.45.36.112.06	41.45.36.212.06	41.45.39.112.06	41.45.39.212.06
	41.45.14.111.12	41.45.14.211.12	41.45.15.111.12	41.45.15.211.12	41.45.16.111.12	41.45.16.211.12	41.45.19.111.12	41.45.19.211.12
	41.45.24.111.12	41.45.24.211.12	41.45.25.111.12	41.45.25.211.12	41.45.26.111.12	41.45.26.211.12	41.45.29.111.12	41.45.29.211.12
	41.45.34.111.12	41.45.34.211.12	41.45.35.111.12	41.45.35.211.12	41.45.36.111.12	41.45.36.211.12	41.45.39.111.12	41.45.39.211.12
	41.45.14.112.12	41.45.14.212.12	41.45.15.112.12	41.45.15.212.12	41.45.16.112.12	41.45.16.212.12	41.45.19.112.12	41.45.19.212.12
	41.45.24.112.12	41.45.24.212.12	41.45.25.112.12	41.45.25.212.12	41.45.26.112.12	41.45.26.212.12	41.45.29.112.12	41.45.29.212.12
	41.45.34.112.12	41.45.34.212.12	41.45.35.112.12	41.45.35.212.12	41.45.36.112.12	41.45.36.212.12	41.45.39.112.12	41.45.39.212.12
	41.45.14.111.24	41.45.14.211.24	41.45.15.111.24	41.45.15.211.24	41.45.16.111.24	41.45.16.211.24	41.45.19.111.24	41.45.19.211.24
	41.45.24.111.24	41.45.24.211.24	41.45.25.111.24	41.45.25.211.24	41.45.26.111.24	41.45.26.211.24	41.45.29.111.24	41.45.29.211.24
	41.45.34.111.24	41.45.34.211.24	41.45.35.111.24	41.45.35.211.24	41.45.36.111.24	41.45.36.211.24	41.45.39.111.24	41.45.39.211.24
	41.45.14.112.24	41.45.14.212.24	41.45.15.112.24	41.45.15.212.24	41.45.16.112.24	41.45.16.212.24	41.45.19.112.24	41.45.19.212.24
	41.45.24.112.24	41.45.24.212.24	41.45.25.112.24	41.45.25.212.24	41.45.26.112.24	41.45.26.212.24	41.45.29.112.24	41.45.29.212.24
	41.45.34.112.24	41.45.34.212.24	41.45.35.112.24	41.45.35.212.24	41.45.36.112.24	41.45.36.212.24	41.45.39.112.24	41.45.39.212.24
	41.45.14.121.06	41.45.14.211.06	41.45.15.121.06	41.45.15.211.06	41.45.16.121.06	41.45.16.211.06	41.45.19.121.06	41.45.19.211.06
	41.45.24.121.06	41.45.24.211.06	41.45.25.121.06	41.45.25.211.06	41.45.26.121.06	41.45.26.211.06	41.45.29.121.06	41.45.29.211.06
	41.45.34.121.06	41.45.34.211.06	41.45.35.121.06	41.45.35.211.06	41.45.36.121.06	41.45.36.211.06	41.45.39.121.06	41.45.39.211.06
	41.45.14.122.06	41.45.14.212.06	41.45.15.122.06	41.45.15.212.06	41.45.16.122.06	41.45.16.212.06	41.45.19.122.06	41.45.19.212.06
	41.45.24.122.06	41.45.24.212.06	41.45.25.122.06	41.45.25.212.06	41.45.26.122.06	41.45.26.212.06	41.45.29.122.06	41.45.29.212.06
	41.45.34.122.06	41.45.34.212.06	41.45.35.122.06	41.45.35.212.06	41.45.36.122.06	41.45.36.212.06	41.45.39.122.06	41.45.39.212.06
	41.45.14.121.12	41.45.14.211.12	41.45.15.121.12	41.45.15.211.12	41.45.16.121.12	41.45.16.211.12	41.45.19.121.12	41.45.19.211.12
	41.45.24.121.12	41.45.24.211.12	41.45.25.121.12	41.45.25.211.12	41.45.26.121.12	41.45.26.211.12	41.45.29.121.12	41.45.29.211.12
	41.45.34.121.12	41.45.34.211.12	41.45.35.121.12	41.45.35.211.12	41.45.36.121.12	41.45.36.211.12	41.45.39.121.12	41.45.39.211.12
	41.45.14.122.12	41.45.14.212.12	41.45.15.122.12	41.45.15.212.12	41.45.16.122.12	41.45.16.212.12	41.45.19.122.12	41.45.19.212.12
	41.45.24.122.12	41.45.24.212.12	41.45.25.122.12	41.45.25.212.12	41.45.26.122.12	41.45.26.212.12	41.45.29.122.12	41.45.29.212.12
	41.45.34.122.12	41.45.34.212.12	41.45.35.122.12	41.45.35.212.12	41.45.36.122.12	41.45.36.212.12	41.45.39.122.12	41.45.39.212.12
	41.45.14.121.24	41.45.14.211.24	41.45.15.121.24	41.45.15.211.24	41.45.16.121.24	41.45.16.211.24	41.45.19.121.24	41.45.19.211.24
	41.45.24.121.24	41.45.24.211.24	41.45.25.121.24	41.45.25.211.24	41.45.26.121.24	41.45.26.211.24	41.45.29.121.24	41.45.29.211.24
	41.45.34.121.24	41.45.34.211.24	41.45.35.121.24	41.45.35.211.24	41.45.36.121.24	41.45.36.211.24	41.45.39.121.24	41.45.39.211.24
	41.45.14.122.24	41.45.14.212.24	41.45.15.122.24	41.45.15.212.24	41.45.16.122.24	41.45.16.212.24	41.45.19.122.24	41.45.19.212.24
	41.45.24.122.24	41.45.24.212.24	41.45.25.122.24	41.45.25.212.24	41.45.26.122.24	41.45.26.212.24	41.45.29.122.24	41.45.29.212.24
	41.45.34.122.24	41.45.34.212.24	41.45.35.122.24	41.45.35.212.24	41.45.36.122.24	41.45.36.212.24	41.45.39.122.24	41.45.39.212.24

### Nomenclature - Illuminated Selector Switch











Ordering	Description	Sample
2	Red	
3	Amber	
4	Yellow	
5	Green	
6	Blue	
9	White	

# 41 Series ø16mm Stackable Switches & Pilot Lights

WERNER





## Illuminated Selector Switch - Square

Appearance	Positions	Voltage	Lamp	Contact	Red		Amber			
					IP40	IP65	IP40	IP65		
 <p>45° 3 Positions Square Illuminated</p>	Maintained 	6V AC/DC	LED	2NO-2NC	41.55.22.111.06	41.55.22.211.06	41.55.23.111.06	41.55.23.211.06		
				3NO-3NC	41.55.32.111.06	41.55.32.211.06	41.55.33.111.06	41.55.33.211.06		
			Filament	2NO-2NC	41.55.22.112.06	41.55.22.212.06	41.55.23.112.06	41.55.23.212.06		
				3NO-3NC	41.55.32.112.06	41.55.32.212.06	41.55.33.112.06	41.55.33.212.06		
		12V AC/DC	LED	2NO-2NC	41.55.22.111.12	41.55.22.211.12	41.55.23.111.12	41.55.23.211.12		
				3NO-3NC	41.55.32.111.12	41.55.32.211.12	41.55.33.111.12	41.55.33.211.12		
			Filament	2NO-2NC	41.55.22.112.12	41.55.22.212.12	41.55.23.112.12	41.55.23.212.12		
				3NO-3NC	41.55.32.112.12	41.55.32.212.12	41.55.33.112.12	41.55.33.212.12		
		24V AC/DC	LED	2NO-2NC	41.55.22.111.24	41.55.22.211.24	41.55.23.111.24	41.55.23.211.24		
				3NO-3NC	41.55.32.111.24	41.55.32.211.24	41.55.33.111.24	41.55.33.211.24		
			Filament	2NO-2NC	41.55.22.112.24	41.55.22.212.24	41.55.23.112.24	41.55.23.212.24		
				3NO-3NC	41.55.32.112.24	41.55.32.212.24	41.55.33.112.24	41.55.33.212.24		
	 <p>45° 3 Positions Square Illuminated</p>	Spring Return from Right 	6V AC/DC	LED	2NO-2NC	41.55.22.121.06	41.55.22.221.06	41.55.23.121.06	41.55.23.221.06	
					3NO-3NC	41.55.32.121.06	41.55.32.221.06	41.55.33.121.06	41.55.33.221.06	
				Filament	2NO-2NC	41.55.22.122.06	41.55.22.222.06	41.55.23.122.06	41.55.23.222.06	
					3NO-3NC	41.55.32.122.06	41.55.32.222.06	41.55.33.122.06	41.55.33.222.06	
			12V AC/DC	LED	2NO-2NC	41.55.22.121.12	41.55.22.221.12	41.55.23.121.12	41.55.23.221.12	
					3NO-3NC	41.55.32.121.12	41.55.32.221.12	41.55.33.121.12	41.55.33.221.12	
				Filament	2NO-2NC	41.55.22.122.12	41.55.22.222.12	41.55.23.122.12	41.55.23.222.12	
					3NO-3NC	41.55.32.122.12	41.55.32.222.12	41.55.33.122.12	41.55.33.222.12	
			24V AC/DC	LED	2NO-2NC	41.55.22.121.24	41.55.22.221.24	41.55.23.121.24	41.55.23.221.24	
					3NO-3NC	41.55.32.121.24	41.55.32.221.24	41.55.33.121.24	41.55.33.221.24	
				Filament	2NO-2NC	41.55.22.122.24	41.55.22.222.24	41.55.23.122.24	41.55.23.222.24	
					3NO-3NC	41.55.32.122.24	41.55.32.222.24	41.55.33.122.24	41.55.33.222.24	
 <p>45° 3 Positions Square Illuminated</p>		Spring Return from Left 	6V AC/DC	LED	2NO-2NC	41.55.22.131.06	41.55.22.231.06	41.55.23.131.06	41.55.23.231.06	
					3NO-3NC	41.55.32.131.06	41.55.32.231.06	41.55.33.131.06	41.55.33.231.06	
				Filament	2NO-2NC	41.55.22.132.06	41.55.22.232.06	41.55.23.132.06	41.55.23.232.06	
					3NO-3NC	41.55.32.132.06	41.55.32.232.06	41.55.33.132.06	41.55.33.232.06	
			12V AC/DC	LED	2NO-2NC	41.55.22.131.12	41.55.22.231.12	41.55.23.131.12	41.55.23.231.12	
					3NO-3NC	41.55.32.131.12	41.55.32.231.12	41.55.33.131.12	41.55.33.231.12	
				Filament	2NO-2NC	41.55.22.132.12	41.55.22.232.12	41.55.23.132.12	41.55.23.232.12	
					3NO-3NC	41.55.32.132.12	41.55.32.232.12	41.55.33.132.12	41.55.33.232.12	
			24V AC/DC	LED	2NO-2NC	41.55.22.131.24	41.55.22.231.24	41.55.23.131.24	41.55.23.231.24	
					3NO-3NC	41.55.32.131.24	41.55.32.231.24	41.55.33.131.24	41.55.33.231.24	
				Filament	2NO-2NC	41.55.22.132.24	41.55.22.232.24	41.55.23.132.24	41.55.23.232.24	
					3NO-3NC	41.55.32.132.24	41.55.32.232.24	41.55.33.132.24	41.55.33.232.24	
	 <p>45° 3 Positions Square Illuminated</p>	Spring Return Two Ways 	6V AC/DC	LED	2NO-2NC	41.55.22.141.06	41.55.22.241.06	41.55.23.141.06	41.55.23.241.06	
					3NO-3NC	41.55.32.141.06	41.55.32.241.06	41.55.33.141.06	41.55.33.241.06	
				Filament	2NO-2NC	41.55.22.142.06	41.55.22.242.06	41.55.23.142.06	41.55.23.242.06	
					3NO-3NC	41.55.32.142.06	41.55.32.242.06	41.55.33.142.06	41.55.33.242.06	
			12V AC/DC	LED	2NO-2NC	41.55.22.141.12	41.55.22.241.12	41.55.23.141.12	41.55.23.241.12	
					3NO-3NC	41.55.32.141.12	41.55.32.241.12	41.55.33.141.12	41.55.33.241.12	
				Filament	2NO-2NC	41.55.22.142.12	41.55.22.242.12	41.55.23.142.12	41.55.23.242.12	
					3NO-3NC	41.55.32.142.12	41.55.32.242.12	41.55.33.142.12	41.55.33.242.12	
			24V AC/DC	LED	2NO-2NC	41.55.22.141.24	41.55.22.241.24	41.55.23.141.24	41.55.23.241.24	
					3NO-3NC	41.55.32.141.24	41.55.32.241.24	41.55.33.141.24	41.55.33.241.24	
				Filament	2NO-2NC	41.55.22.142.24	41.55.22.242.24	41.55.23.142.24	41.55.23.242.24	
					3NO-3NC	41.55.32.142.24	41.55.32.242.24	41.55.33.142.24	41.55.33.242.24	

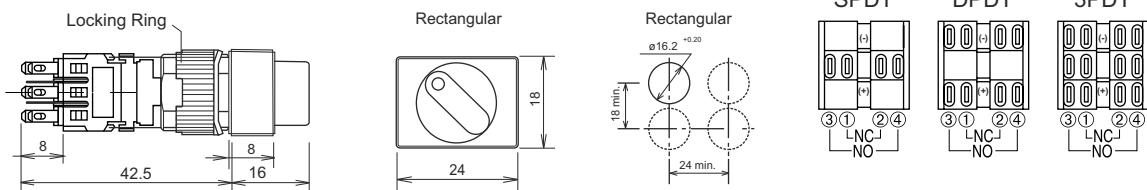
Refer to next page for more color selection.



## Illuminated Selector Switch - Rectangular

Appearance	Positions	Voltage	Lamp	Contact	Red		Amber		
					IP40	IP65	IP40	IP65	
 <p>90° 2 Positions Rectangular Illuminated</p> <p>Maintained</p> 	6V AC/DC	LED	1NO-1NC	41.46.12.111.06	41.46.12.211.06	41.46.13.111.06	41.46.13.211.06		
			2NO-2NC	41.46.22.111.06	41.46.22.211.06	41.46.23.111.06	41.46.23.211.06		
			3NO-3NC	41.46.32.111.06	41.46.32.211.06	41.46.33.111.06	41.46.33.211.06		
		Filament	1NO-1NC	41.46.12.112.06	41.46.12.212.06	41.46.13.112.06	41.46.13.212.06		
			2NO-2NC	41.46.22.112.06	41.46.22.212.06	41.46.23.112.06	41.46.23.212.06		
			3NO-3NC	41.46.32.112.06	41.46.32.212.06	41.46.33.112.06	41.46.33.212.06		
	12V AC/DC	LED	1NO-1NC	41.46.12.111.12	41.46.12.211.12	41.46.13.111.12	41.46.13.211.12		
			2NO-2NC	41.46.22.111.12	41.46.22.211.12	41.46.23.111.12	41.46.23.211.12		
			3NO-3NC	41.46.32.111.12	41.46.32.211.12	41.46.33.111.12	41.46.33.211.12		
		Filament	1NO-1NC	41.46.12.112.12	41.46.12.212.12	41.46.13.112.12	41.46.13.212.12		
			2NO-2NC	41.46.22.112.12	41.46.22.212.12	41.46.23.112.12	41.46.23.212.12		
			3NO-3NC	41.46.32.112.12	41.46.32.212.12	41.46.33.112.12	41.46.33.212.12		
	24V AC/DC	LED	1NO-1NC	41.46.12.111.24	41.46.12.211.24	41.46.13.111.24	41.46.13.211.24		
			2NO-2NC	41.46.22.111.24	41.46.22.211.24	41.46.23.111.24	41.46.23.211.24		
			3NO-3NC	41.46.32.111.24	41.46.32.211.24	41.46.33.111.24	41.46.33.211.24		
		Filament	1NO-1NC	41.46.12.112.24	41.46.12.212.24	41.46.13.112.24	41.46.13.212.24		
			2NO-2NC	41.46.22.112.24	41.46.22.212.24	41.46.23.112.24	41.46.23.212.24		
			3NO-3NC	41.46.32.112.24	41.46.32.212.24	41.46.33.112.24	41.46.33.212.24		
 <p>90° 2 Positions Rectangular Illuminated</p> <p>Spring Return from Right</p> 	6V AC/DC	LED	1NO-1NC	41.46.12.121.06	41.46.12.221.06	41.46.13.121.06	41.46.13.221.06		
			2NO-2NC	41.46.22.121.06	41.46.22.221.06	41.46.23.121.06	41.46.23.221.06		
			3NO-3NC	41.46.32.121.06	41.46.32.221.06	41.46.33.121.06	41.46.33.221.06		
		Filament	1NO-1NC	41.46.12.122.06	41.46.12.222.06	41.46.13.122.06	41.46.13.222.06		
			2NO-2NC	41.46.22.122.06	41.46.22.222.06	41.46.23.122.06	41.46.23.222.06		
			3NO-3NC	41.46.32.122.06	41.46.32.222.06	41.46.33.122.06	41.46.33.222.06		
	12V AC/DC	LED	1NO-1NC	41.46.12.121.12	41.46.12.221.12	41.46.13.121.12	41.46.13.221.12		
			2NO-2NC	41.46.22.121.12	41.46.22.221.12	41.46.23.121.12	41.46.23.221.12		
			3NO-3NC	41.46.32.121.12	41.46.32.221.12	41.46.33.121.12	41.46.33.221.12		
		Filament	1NO-1NC	41.46.12.122.12	41.46.12.222.12	41.46.13.122.12	41.46.13.222.12		
			2NO-2NC	41.46.22.122.12	41.46.22.222.12	41.46.23.122.12	41.46.23.222.12		
			3NO-3NC	41.46.32.122.12	41.46.32.222.12	41.46.33.122.12	41.46.33.222.12		
	24V AC/DC	LED	1NO-1NC	41.46.12.121.24	41.46.12.221.24	41.46.13.121.24	41.46.13.221.24		
			2NO-2NC	41.46.22.121.24	41.46.22.221.24	41.46.23.121.24	41.46.23.221.24		
			3NO-3NC	41.46.32.121.24	41.46.32.221.24	41.46.33.121.24	41.46.33.221.24		
		Filament	1NO-1NC	41.46.12.122.24	41.46.12.222.24	41.46.13.122.24	41.46.13.222.24		
			2NO-2NC	41.46.22.122.24	41.46.22.222.24	41.46.23.122.24	41.46.23.222.24		
			3NO-3NC	41.46.32.122.24	41.46.32.222.24	41.46.33.122.24	41.46.33.222.24		

### Dimensions - Illuminated Selector Switch



Refer to next page for more color selection.

## Illuminated Selector Switch - Rectangular

	Yellow		Green		Blue		White	
	IP40	IP65	IP40	IP65	IP40	IP65	IP40	IP65
	41.46.14.111.06	41.46.14.211.06	41.46.15.111.06	41.46.15.211.06	41.46.16.111.06	41.46.16.211.06	41.46.19.111.06	41.46.19.211.06
	41.46.24.111.06	41.46.24.211.06	41.46.25.111.06	41.46.25.211.06	41.46.26.111.06	41.46.26.211.06	41.46.29.111.06	41.46.29.211.06
	41.46.34.111.06	41.46.34.211.06	41.46.35.111.06	41.46.35.211.06	41.46.36.111.06	41.46.36.211.06	41.46.39.111.06	41.46.39.211.06
	41.46.14.112.06	41.46.14.212.06	41.46.15.112.06	41.46.15.212.06	41.46.16.112.06	41.46.16.212.06	41.46.19.112.06	41.46.19.212.06
	41.46.24.112.06	41.46.24.212.06	41.46.25.112.06	41.46.25.212.06	41.46.26.112.06	41.46.26.212.06	41.46.29.112.06	41.46.29.212.06
	41.46.34.112.06	41.46.34.212.06	41.46.35.112.06	41.46.35.212.06	41.46.36.112.06	41.46.36.212.06	41.46.39.112.06	41.46.39.212.06
	41.46.14.111.12	41.46.14.211.12	41.46.15.111.12	41.46.15.211.12	41.46.16.111.12	41.46.16.211.12	41.46.19.111.12	41.46.19.211.12
	41.46.24.111.12	41.46.24.211.12	41.46.25.111.12	41.46.25.211.12	41.46.26.111.12	41.46.26.211.12	41.46.29.111.12	41.46.29.211.12
	41.46.34.111.12	41.46.34.211.12	41.46.35.111.12	41.46.35.211.12	41.46.36.111.12	41.46.36.211.12	41.46.39.111.12	41.46.39.211.12
	41.46.14.112.12	41.46.14.212.12	41.46.15.112.12	41.46.15.212.12	41.46.16.112.12	41.46.16.212.12	41.46.19.112.12	41.46.19.212.12
	41.46.24.112.12	41.46.24.212.12	41.46.25.112.12	41.46.25.212.12	41.46.26.112.12	41.46.26.212.12	41.46.29.112.12	41.46.29.212.12
	41.46.34.112.12	41.46.34.212.12	41.46.35.112.12	41.46.35.212.12	41.46.36.112.12	41.46.36.212.12	41.46.39.112.12	41.46.39.212.12
	41.46.14.111.24	41.46.14.211.24	41.46.15.111.24	41.46.15.211.24	41.46.16.111.24	41.46.16.211.24	41.46.19.111.24	41.46.19.211.24
	41.46.24.111.24	41.46.24.211.24	41.46.25.111.24	41.46.25.211.24	41.46.26.111.24	41.46.26.211.24	41.46.29.111.24	41.46.29.211.24
	41.46.34.111.24	41.46.34.211.24	41.46.35.111.24	41.46.35.211.24	41.46.36.111.24	41.46.36.211.24	41.46.39.111.24	41.46.39.211.24
	41.46.14.112.24	41.46.14.212.24	41.46.15.112.24	41.46.15.212.24	41.46.16.112.24	41.46.16.212.24	41.46.19.112.24	41.46.19.212.24
	41.46.24.112.24	41.46.24.212.24	41.46.25.112.24	41.46.25.212.24	41.46.26.112.24	41.46.26.212.24	41.46.29.112.24	41.46.29.212.24
	41.46.34.112.24	41.46.34.212.24	41.46.35.112.24	41.46.35.212.24	41.46.36.112.24	41.46.36.212.24	41.46.39.112.24	41.46.39.212.24
	41.46.14.121.06	41.46.14.211.06	41.46.15.121.06	41.46.15.211.06	41.46.16.121.06	41.46.16.211.06	41.46.19.121.06	41.46.19.211.06
	41.46.24.121.06	41.46.24.211.06	41.46.25.121.06	41.46.25.211.06	41.46.26.121.06	41.46.26.211.06	41.46.29.121.06	41.46.29.211.06
	41.46.34.121.06	41.46.34.211.06	41.46.35.121.06	41.46.35.211.06	41.46.36.121.06	41.46.36.211.06	41.46.39.121.06	41.46.39.211.06
	41.46.14.122.06	41.46.14.212.06	41.46.15.122.06	41.46.15.212.06	41.46.16.122.06	41.46.16.212.06	41.46.19.122.06	41.46.19.212.06
	41.46.24.122.06	41.46.24.212.06	41.46.25.122.06	41.46.25.212.06	41.46.26.122.06	41.46.26.212.06	41.46.29.122.06	41.46.29.212.06
	41.46.34.122.06	41.46.34.212.06	41.46.35.122.06	41.46.35.212.06	41.46.36.122.06	41.46.36.212.06	41.46.39.122.06	41.46.39.212.06
	41.46.14.121.12	41.46.14.211.12	41.46.15.121.12	41.46.15.211.12	41.46.16.121.12	41.46.16.211.12	41.46.19.121.12	41.46.19.211.12
	41.46.24.121.12	41.46.24.211.12	41.46.25.121.12	41.46.25.211.12	41.46.26.121.12	41.46.26.211.12	41.46.29.121.12	41.46.29.211.12
	41.46.34.121.12	41.46.34.211.12	41.46.35.121.12	41.46.35.211.12	41.46.36.121.12	41.46.36.211.12	41.46.39.121.12	41.46.39.211.12
	41.46.14.122.12	41.46.14.212.12	41.46.15.122.12	41.46.15.212.12	41.46.16.122.12	41.46.16.212.12	41.46.19.122.12	41.46.19.212.12
	41.46.24.122.12	41.46.24.212.12	41.46.25.122.12	41.46.25.212.12	41.46.26.122.12	41.46.26.212.12	41.46.29.122.12	41.46.29.212.12
	41.46.34.122.12	41.46.34.212.12	41.46.35.122.12	41.46.35.212.12	41.46.36.122.12	41.46.36.212.12	41.46.39.122.12	41.46.39.212.12
	41.46.14.121.24	41.46.14.211.24	41.46.15.121.24	41.46.15.211.24	41.46.16.121.24	41.46.16.211.24	41.46.19.121.24	41.46.19.211.24
	41.46.24.121.24	41.46.24.211.24	41.46.25.121.24	41.46.25.211.24	41.46.26.121.24	41.46.26.211.24	41.46.29.121.24	41.46.29.211.24
	41.46.34.121.24	41.46.34.211.24	41.46.35.121.24	41.46.35.211.24	41.46.36.121.24	41.46.36.211.24	41.46.39.121.24	41.46.39.211.24
	41.46.14.122.24	41.46.14.212.24	41.46.15.122.24	41.46.15.212.24	41.46.16.122.24	41.46.16.212.24	41.46.19.122.24	41.46.19.212.24
	41.46.24.122.24	41.46.24.212.24	41.46.25.122.24	41.46.25.212.24	41.46.26.122.24	41.46.26.212.24	41.46.29.122.24	41.46.29.212.24
	41.46.34.122.24	41.46.34.212.24	41.46.35.122.24	41.46.35.212.24	41.46.36.122.24	41.46.36.212.24	41.46.39.122.24	41.46.39.212.24

### Nomenclature - Illuminated Selector Switch

41.46.14.121.12

12 V

LED Lamp

Spring Return from Right

IP40





SPDT

Ordering	Description	Sample
2	Red	
3	Amber	
4	Yellow	
5	Green	
6	Blue	
9	White	

# 41 Series ø16mm Stackable Switches & Pilot Lights

WERNER

## Illuminated Selector Switch - Rectangular

Appearance	Positions	Voltage	Lamp	Contact	Red		Amber			
					IP40	IP65	IP40	IP65		
 <p>45° 3 Positions Rectangular Illuminated</p>	Maintained 	6V AC/DC	LED	2NO-2NC	41.56.22.111.06	41.56.22.211.06	41.56.23.111.06	41.56.23.211.06		
				3NO-3NC	41.56.32.111.06	41.56.32.211.06	41.56.33.111.06	41.56.33.211.06		
				Filament	2NO-2NC	41.56.22.112.06	41.56.22.212.06	41.56.23.112.06	41.56.23.212.06	
				3NO-3NC	41.56.32.112.06	41.56.32.212.06	41.56.33.112.06	41.56.33.212.06		
			12V AC/DC	LED	2NO-2NC	41.56.22.111.12	41.56.22.211.12	41.56.23.111.12	41.56.23.211.12	
					3NO-3NC	41.56.32.111.12	41.56.32.211.12	41.56.33.111.12	41.56.33.211.12	
		Filament			2NO-2NC	41.56.22.112.12	41.56.22.212.12	41.56.23.112.12	41.56.23.212.12	
			3NO-3NC	41.56.32.112.12	41.56.32.212.12	41.56.33.112.12	41.56.33.212.12			
		24V AC/DC	LED	2NO-2NC	41.56.22.111.24	41.56.22.211.24	41.56.23.111.24	41.56.23.211.24		
				3NO-3NC	41.56.32.111.24	41.56.32.211.24	41.56.33.111.24	41.56.33.211.24		
				Filament	2NO-2NC	41.56.22.112.24	41.56.22.212.24	41.56.23.112.24	41.56.23.212.24	
				3NO-3NC	41.56.32.112.24	41.56.32.212.24	41.56.33.112.24	41.56.33.212.24		
	12V AC/DC		LED	2NO-2NC	41.56.22.121.06	41.56.22.221.06	41.56.23.121.06	41.56.23.221.06		
				3NO-3NC	41.56.32.121.06	41.56.32.221.06	41.56.33.121.06	41.56.33.221.06		
		Filament		2NO-2NC	41.56.22.122.06	41.56.22.222.06	41.56.23.122.06	41.56.23.222.06		
		3NO-3NC	41.56.32.122.06	41.56.32.222.06	41.56.33.122.06	41.56.33.222.06				
	24V AC/DC	LED	2NO-2NC	41.56.22.121.12	41.56.22.221.12	41.56.23.121.12	41.56.23.221.12			
			3NO-3NC	41.56.32.121.12	41.56.32.221.12	41.56.33.121.12	41.56.33.221.12			
			Filament	2NO-2NC	41.56.22.122.12	41.56.22.222.12	41.56.23.122.12	41.56.23.222.12		
			3NO-3NC	41.56.32.122.12	41.56.32.222.12	41.56.33.122.12	41.56.33.222.12			
		24V AC/DC	LED	2NO-2NC	41.56.22.121.24	41.56.22.221.24	41.56.23.121.24	41.56.23.221.24		
				3NO-3NC	41.56.32.121.24	41.56.32.221.24	41.56.33.121.24	41.56.33.221.24		
	Filament			2NO-2NC	41.56.22.122.24	41.56.22.222.24	41.56.23.122.24	41.56.23.222.24		
		3NO-3NC	41.56.32.122.24	41.56.32.222.24	41.56.33.122.24	41.56.33.222.24				
 <p>45° 3 Positions Rectangular Illuminated</p>	Spring Return from Left 	6V AC/DC	LED	2NO-2NC	41.56.22.131.06	41.56.22.231.06	41.56.23.131.06	41.56.23.231.06		
				3NO-3NC	41.56.32.131.06	41.56.32.231.06	41.56.33.131.06	41.56.33.231.06		
				Filament	2NO-2NC	41.56.22.132.06	41.56.22.232.06	41.56.23.132.06	41.56.23.232.06	
				3NO-3NC	41.56.32.132.06	41.56.32.232.06	41.56.33.132.06	41.56.33.232.06		
			12V AC/DC	LED	2NO-2NC	41.56.22.131.12	41.56.22.231.12	41.56.23.131.12	41.56.23.231.12	
					3NO-3NC	41.56.32.131.12	41.56.32.231.12	41.56.33.131.12	41.56.33.231.12	
		Filament			2NO-2NC	41.56.22.132.12	41.56.22.232.12	41.56.23.132.12	41.56.23.232.12	
			3NO-3NC	41.56.32.132.12	41.56.32.232.12	41.56.33.132.12	41.56.33.232.12			
		24V AC/DC	LED	2NO-2NC	41.56.22.131.24	41.56.22.231.24	41.56.23.131.24	41.56.23.231.24		
				3NO-3NC	41.56.32.131.24	41.56.32.231.24	41.56.33.131.24	41.56.33.231.24		
				Filament	2NO-2NC	41.56.22.132.24	41.56.22.232.24	41.56.23.132.24	41.56.23.232.24	
				3NO-3NC	41.56.32.132.24	41.56.32.232.24	41.56.33.132.24	41.56.33.232.24		
	6V AC/DC		LED	2NO-2NC	41.56.22.141.06	41.56.22.241.06	41.56.23.141.06	41.56.23.241.06		
				3NO-3NC	41.56.32.141.06	41.56.32.241.06	41.56.33.141.06	41.56.33.241.06		
		Filament		2NO-2NC	41.56.22.142.06	41.56.22.242.06	41.56.23.142.06	41.56.23.242.06		
		3NO-3NC	41.56.32.142.06	41.56.32.242.06	41.56.33.142.06	41.56.33.242.06				
	12V AC/DC	LED	2NO-2NC	41.56.22.141.12	41.56.22.241.12	41.56.23.141.12	41.56.23.241.12			
			3NO-3NC	41.56.32.141.12	41.56.32.241.12	41.56.33.141.12	41.56.33.241.12			
			Filament	2NO-2NC	41.56.22.142.12	41.56.22.242.12	41.56.23.142.12	41.56.23.242.12		
		3NO-3NC	41.56.32.142.12	41.56.32.242.12	41.56.33.142.12	41.56.33.242.12				
	24V AC/DC	LED	2NO-2NC	41.56.22.141.24	41.56.22.241.24	41.56.23.141.24	41.56.23.241.24			
			3NO-3NC	41.56.32.141.24	41.56.32.241.24	41.56.33.141.24	41.56.33.241.24			
			Filament	2NO-2NC	41.56.22.142.24	41.56.22.242.24	41.56.23.142.24	41.56.23.242.24		
		3NO-3NC	41.56.32.142.24	41.56.32.242.24	41.56.33.142.24	41.56.33.242.24				

Refer to next page for more color selection.





## Selector Switch


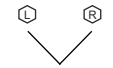




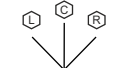







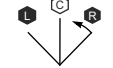



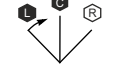
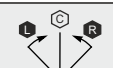
Appearance	Position	Operation	Retained at	Contact	Model No.	
					IP40	IP65
 Round	90° 2 Positions	Maintained		1NO-1NC	41.41.10.11	41.41.10.21
				2NO-2NC	41.41.20.11	41.41.20.21
				3NO-3NC	41.41.30.11	41.41.30.21
		Spring Return from Right to Left		1NO-1NC	41.41.10.12	41.41.10.22
				2NO-2NC	41.41.20.12	41.41.20.22
3NO-3NC	41.41.30.12	41.41.30.22				
 Round	45° 3 Positions	Maintained		2NO-2NC	41.51.20.11	41.51.20.21
				3NO-3NC	41.51.30.11	41.51.30.21
		Spring return from right to center		2NO-2NC	41.51.20.12	41.51.20.22
				3NO-3NC	41.51.30.12	41.51.30.22
		Spring return from left to center		2NO-2NC	41.51.20.13	41.51.20.23
				3NO-3NC	41.51.30.13	41.51.30.23
		Spring return two-way		2NO-2NC	41.51.20.14	41.51.20.24
3NO-3NC	41.51.30.14			41.51.30.24		
 Square	90° 2 Positions	Maintained		1NO-1NC	41.42.10.11	41.42.10.21
				2NO-2NC	41.42.20.11	41.42.20.21
				3NO-3NC	41.42.30.11	41.42.30.21
		Spring Return from Right to Left		1NO-1NC	41.42.10.12	41.42.10.22
				2NO-2NC	41.42.20.12	41.42.20.22
3NO-3NC	41.42.30.12	41.42.30.22				
 Square	45° 3 Positions	Maintained		2NO-2NC	41.52.20.11	41.52.20.21
				3NO-3NC	41.52.30.11	41.52.30.21
		Spring return from right to center		2NO-2NC	41.52.20.12	41.52.20.22
				3NO-3NC	41.52.30.12	41.52.30.22
		Spring return from left to center		2NO-2NC	41.52.20.13	41.52.20.23
				3NO-3NC	41.52.30.13	41.52.30.23
		Spring return two-way		2NO-2NC	41.52.20.14	41.52.20.24
3NO-3NC	41.52.30.14			41.52.30.24		
 Rectangular	90° 2 Positions	Maintained		1NO-1NC	41.43.10.11	41.43.10.21
				2NO-2NC	41.43.20.11	41.43.20.21
				3NO-3NC	41.43.30.11	41.43.30.21
		Spring Return from Right to Left		1NO-1NC	41.43.10.12	41.43.10.22
				2NO-2NC	41.43.20.12	41.43.20.22
3NO-3NC	41.43.30.12	41.43.30.22				
 Rectangular	45° 3 Positions	Maintained		2NO-2NC	41.53.20.11	41.53.20.21
				3NO-3NC	41.53.30.11	41.53.30.21
		Spring return from right to center		2NO-2NC	41.53.20.12	41.53.20.22
				3NO-3NC	41.53.30.12	41.53.30.22
		Spring return from left to center		2NO-2NC	41.53.20.13	41.53.20.23
				3NO-3NC	41.53.30.13	41.53.30.23
		Spring return two-way		2NO-2NC	41.53.20.14	41.53.20.24
3NO-3NC	41.53.30.14			41.53.30.24		

# 41 Series ø16mm Stackable Switches & Pilot Lights

## Key Selector Switch






Appearance	Position	Operation	Color	Retained at	Contact	Model No.	
						IP40	IP65
 <p>Round</p>	90° 2 Positions	Maintained	Black		1NO-1NC	41.61.10.111	41.61.10.211
					2NO-2NC	41.61.20.111	41.61.20.211
					3NO-3NC	41.61.30.111	41.61.30.211
					1NO-1NC	41.61.10.112	41.61.10.212
					2NO-2NC	41.61.20.112	41.61.20.212
					3NO-3NC	41.61.30.112	41.61.30.212
					1NO-1NC	41.61.10.113	41.61.10.213
					2NO-2NC	41.61.20.113	41.61.20.213
					3NO-3NC	41.61.30.113	41.61.30.213
		Spring Return from Right to Left	Black		1NO-1NC	41.61.10.122	41.61.10.222
					2NO-2NC	41.61.20.122	41.61.20.222
					3NO-3NC	41.61.30.122	41.61.30.222
 <p>Round</p>	45° 3 Positions	Maintained	Black		2NO-2NC	41.71.20.111	41.71.20.211
					3NO-3NC	41.71.30.111	41.71.30.211
					2NO-2NC	41.71.20.112	41.71.20.212
					3NO-3NC	41.71.30.112	41.71.30.212
					2NO-2NC	41.71.20.113	41.71.20.213
					3NO-3NC	41.71.30.113	41.71.30.213
					2NO-2NC	41.71.20.114	41.71.20.214
					3NO-3NC	41.71.30.114	41.71.30.214
					2NO-2NC	41.71.20.115	41.71.20.215
					3NO-3NC	41.71.30.115	41.71.30.215
					2NO-2NC	41.71.20.116	41.71.20.216
					3NO-3NC	41.71.30.116	41.71.30.216
			2NO-2NC	41.71.20.117	41.71.20.217		
			3NO-3NC	41.71.30.117	41.71.30.217		
		Spring Return from Right to Center	Black		2NO-2NC	41.71.20.122	41.71.20.222
					3NO-3NC	41.71.30.122	41.71.30.222
					2NO-2NC	41.71.20.124	41.71.20.224
					3NO-3NC	41.71.30.124	41.71.30.224
					2NO-2NC	41.71.20.126	41.71.20.226
					3NO-3NC	41.71.30.126	41.71.30.226
		Spring Return from Left to Center	Black		2NO-2NC	41.71.20.133	41.71.20.233
					3NO-3NC	41.71.30.133	41.71.30.233
					2NO-2NC	41.71.20.134	41.71.20.234
					3NO-3NC	41.71.30.134	41.71.30.234
	2NO-2NC			41.71.20.137	41.71.20.237		
	3NO-3NC			41.71.30.137	41.71.30.237		
Spring Return two ways	Black		2NO-2NC	41.71.20.144	41.71.20.244		
			3NO-3NC	41.71.30.144	41.71.30.244		
















## Key Selector Switch

Appearance	Position	Operation	Color	Retained at	Contact	Model No.	
						IP40	IP65
 <p>Square</p>	90° 2 Positions	Maintained	Black		1NO-1NC	41.62.10.111	41.62.10.211
					2NO-2NC	41.62.20.111	41.62.20.211
					3NO-3NC	41.62.30.111	41.62.30.211
					1NO-1NC	41.62.10.112	41.62.10.212
					2NO-2NC	41.62.20.112	41.62.20.212
					3NO-3NC	41.62.30.112	41.62.30.212
					1NO-1NC	41.62.10.113	41.62.10.213
					2NO-2NC	41.62.20.113	41.62.20.213
					3NO-3NC	41.62.30.113	41.62.30.213
		Spring Return from Right to Left	Black		1NO-1NC	41.62.10.122	41.62.10.222
					2NO-2NC	41.62.20.122	41.62.20.222
					3NO-3NC	41.62.30.122	41.62.30.222
 <p>Square</p>	45° 3 Positions	Maintained	Black		2NO-2NC	41.72.20.111	41.72.20.211
					3NO-3NC	41.72.30.111	41.72.30.211
					2NO-2NC	41.72.20.112	41.72.20.212
					3NO-3NC	41.72.30.112	41.72.30.212
					2NO-2NC	41.72.20.113	41.72.20.213
					3NO-3NC	41.72.30.113	41.72.30.213
					2NO-2NC	41.72.20.114	41.72.20.214
					3NO-3NC	41.72.30.114	41.72.30.214
					2NO-2NC	41.72.20.115	41.72.20.215
					3NO-3NC	41.72.30.115	41.72.30.215
					2NO-2NC	41.72.20.116	41.72.20.216
					3NO-3NC	41.72.30.116	41.72.30.216
			2NO-2NC	41.72.20.117	41.72.20.217		
			3NO-3NC	41.72.30.117	41.72.30.217		
		Spring Return from Right to Center	Black		2NO-2NC	41.72.20.122	41.72.20.222
					3NO-3NC	41.72.30.122	41.72.30.222
					2NO-2NC	41.72.20.124	41.72.20.224
					3NO-3NC	41.72.30.124	41.72.30.224
					2NO-2NC	41.72.20.126	41.72.20.226
					3NO-3NC	41.72.30.126	41.72.30.226
		Spring Return from Left to Center	Black		2NO-2NC	41.72.20.133	41.72.20.233
					3NO-3NC	41.72.30.133	41.72.30.233
					2NO-2NC	41.72.20.134	41.72.20.234
					3NO-3NC	41.72.30.134	41.72.30.234
	2NO-2NC			41.72.20.137	41.72.20.237		
	3NO-3NC			41.72.30.137	41.72.30.237		
Spring Return two ways	Black		2NO-2NC	41.72.20.144	41.72.20.244		
			3NO-3NC	41.72.30.144	41.72.30.244		

Key is retained at ● positions and removable at ○ position.  
Each 41 Series Key Selector Switch is supplied with a spare key.




## Key Selector Switch

Appearance	Position	Operation	Color	Retained at	Contact	Model No.	
						IP40	IP65
 Rectangular	90° 2 Positions	Maintained	Black		1NO-1NC	41.63.10.111	41.63.10.211
					2NO-2NC	41.63.20.111	41.63.20.211
					3NO-3NC	41.63.30.111	41.63.30.211
					1NO-1NC	41.63.10.112	41.63.10.212
					2NO-2NC	41.63.20.112	41.63.20.212
					3NO-3NC	41.63.30.112	41.63.30.212
					1NO-1NC	41.63.10.113	41.63.10.213
					2NO-2NC	41.63.20.113	41.63.20.213
					3NO-3NC	41.63.30.113	41.63.30.213
		Spring Return from Right to Left	Black		1NO-1NC	41.63.10.122	41.63.10.222
					2NO-2NC	41.63.20.122	41.63.20.222
					3NO-3NC	41.63.30.122	41.63.30.222

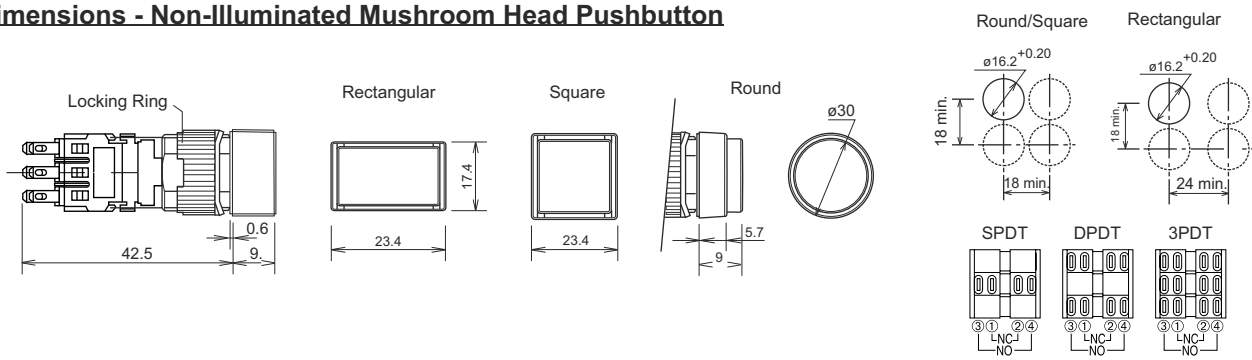
 Rectangular	45° 3 Positions	Maintained	Black		2NO-2NC	41.73.20.111	41.73.20.211
					3NO-3NC	41.73.30.111	41.73.30.211
					2NO-2NC	41.73.20.112	41.73.20.212
					3NO-3NC	41.73.30.112	41.73.30.212
					2NO-2NC	41.73.20.113	41.73.20.213
					3NO-3NC	41.73.30.113	41.73.30.213
					2NO-2NC	41.73.20.114	41.73.20.214
					3NO-3NC	41.73.30.114	41.73.30.214
					2NO-2NC	41.73.20.115	41.73.20.215
					3NO-3NC	41.73.30.115	41.73.30.215
					2NO-2NC	41.73.20.116	41.73.20.216
					3NO-3NC	41.73.30.116	41.73.30.216
			2NO-2NC	41.73.20.117	41.73.20.217		
			3NO-3NC	41.73.30.117	41.73.30.217		
		Spring Return from Right to Center	Black		2NO-2NC	41.73.20.122	41.73.20.222
					3NO-3NC	41.73.30.122	41.73.30.222
					2NO-2NC	41.73.20.124	41.73.20.224
					3NO-3NC	41.73.30.124	41.73.30.224
					2NO-2NC	41.73.20.126	41.73.20.226
					3NO-3NC	41.73.30.126	41.73.30.226
		Spring Return from Left to Center	Black		2NO-2NC	41.73.20.133	41.73.20.233
					3NO-3NC	41.73.30.133	41.73.30.233
					2NO-2NC	41.73.20.134	41.73.20.234
					3NO-3NC	41.73.30.134	41.73.30.234
	2NO-2NC			41.73.20.137	41.73.20.237		
	3NO-3NC			41.73.30.137	41.73.30.237		
Spring Return two ways	Black		2NO-2NC	41.73.20.144	41.73.20.244		
			3NO-3NC	41.73.30.144	41.73.30.244		

Key is retained at ● positions and removable at ○ position.  
 Each 41 Series Key Selector Switch is supplied with a spare key.

## Mushroom Head Pushbutton

Appearance	Operation	Type	Contact	Red		Amber		Yellow
				IP40	IP65	IP40	IP65	IP40
 Round	Momentary	Opaque Button	1NO-1NC	41.81.12.10.00	41.81.12.20.00	41.81.13.10.00	41.81.13.20.00	41.81.14.10.00
			2NO-2NC	41.81.22.10.00	41.81.22.20.00	41.81.23.10.00	41.81.23.20.00	41.81.24.10.00
			3NO-3NC	41.81.32.10.00	41.81.32.20.00	41.81.33.10.00	41.81.33.20.00	41.81.34.10.00
		Illuminated Lens	1NO-1NC	41.84.12.10.00	41.84.12.20.00	41.84.13.10.00	41.84.13.20.00	41.84.14.10.00
			2NO-2NC	41.84.22.10.00	41.84.22.20.00	41.84.23.10.00	41.84.23.20.00	41.84.24.10.00
			3NO-3NC	41.84.32.10.00	41.84.32.20.00	41.84.33.10.00	41.84.33.20.00	41.84.34.10.00
	Maintained	Opaque Button	1NO-1NC	41.91.12.10.00	41.91.12.20.00	41.91.13.10.00	41.91.13.20.00	41.91.14.10.00
			2NO-2NC	41.91.22.10.00	41.91.22.20.00	41.91.23.10.00	41.91.23.20.00	41.91.24.10.00
			3NO-3NC	41.91.32.10.00	41.91.32.20.00	41.91.33.10.00	41.91.33.20.00	41.91.34.10.00
		Illuminated Lens	1NO-1NC	41.94.12.10.00	41.94.12.20.00	41.94.13.10.00	41.94.13.20.00	41.94.14.10.00
			2NO-2NC	41.94.22.10.00	41.94.22.20.00	41.94.23.10.00	41.94.23.20.00	41.94.24.10.00
			3NO-3NC	41.94.32.10.00	41.94.32.20.00	41.94.33.10.00	41.94.33.20.00	41.94.34.10.00
 Square	Momentary	Opaque Button	1NO-1NC	41.82.12.10.00	41.82.12.20.00	41.82.13.10.00	41.82.13.20.00	41.82.14.10.00
			2NO-2NC	41.82.22.10.00	41.82.22.20.00	41.82.23.10.00	41.82.23.20.00	41.82.24.10.00
			3NO-3NC	41.82.32.10.00	41.82.32.20.00	41.82.33.10.00	41.82.33.20.00	41.82.34.10.00
		Illuminated Lens	1NO-1NC	41.85.12.10.00	41.85.12.20.00	41.85.13.10.00	41.85.13.20.00	41.85.14.10.00
			2NO-2NC	41.85.22.10.00	41.85.22.20.00	41.85.23.10.00	41.85.23.20.00	41.85.24.10.00
			3NO-3NC	41.85.32.10.00	41.85.32.20.00	41.85.33.10.00	41.85.33.20.00	41.85.34.10.00
	Maintained	Opaque Button	1NO-1NC	41.92.12.10.00	41.92.12.20.00	41.92.13.10.00	41.92.13.20.00	41.92.14.10.00
			2NO-2NC	41.92.22.10.00	41.92.22.20.00	41.92.23.10.00	41.92.23.20.00	41.92.24.10.00
			3NO-3NC	41.92.32.10.00	41.92.32.20.00	41.92.33.10.00	41.92.33.20.00	41.92.34.10.00
		Illuminated Lens	1NO-1NC	41.95.12.10.00	41.95.12.20.00	41.95.13.10.00	41.95.13.20.00	41.95.14.10.00
			2NO-2NC	41.95.22.10.00	41.95.22.20.00	41.95.23.10.00	41.95.23.20.00	41.95.24.10.00
			3NO-3NC	41.95.32.10.00	41.95.32.20.00	41.95.33.10.00	41.95.33.20.00	41.95.34.10.00
 Rectangular	Momentary	Opaque Button	1NO-1NC	41.83.12.10.00	41.83.12.20.00	41.83.13.10.00	41.83.13.20.00	41.83.14.10.00
			2NO-2NC	41.83.22.10.00	41.83.22.20.00	41.83.23.10.00	41.83.23.20.00	41.83.24.10.00
			3NO-3NC	41.83.32.10.00	41.83.32.20.00	41.83.33.10.00	41.83.33.20.00	41.83.34.10.00
		Illuminated Lens	1NO-1NC	41.86.12.10.00	41.86.12.20.00	41.86.13.10.00	41.86.13.20.00	41.86.14.10.00
			2NO-2NC	41.86.22.10.00	41.86.22.20.00	41.86.23.10.00	41.86.23.20.00	41.86.24.10.00
			3NO-3NC	41.86.32.10.00	41.86.32.20.00	41.86.33.10.00	41.86.33.20.00	41.86.34.10.00
	Maintained	Opaque Button	1NO-1NC	41.93.12.10.00	41.93.12.20.00	41.93.13.10.00	41.93.13.20.00	41.93.14.10.00
			2NO-2NC	41.93.22.10.00	41.93.22.20.00	41.93.23.10.00	41.93.23.20.00	41.93.24.10.00
			3NO-3NC	41.93.32.10.00	41.93.32.20.00	41.93.33.10.00	41.93.33.20.00	41.93.34.10.00
		Illuminated Lens	1NO-1NC	41.96.12.10.00	41.96.12.20.00	41.96.13.10.00	41.96.13.20.00	41.96.14.10.00
			2NO-2NC	41.96.22.10.00	41.96.22.20.00	41.96.23.10.00	41.96.23.20.00	41.96.24.10.00
			3NO-3NC	41.96.32.10.00	41.96.32.20.00	41.96.33.10.00	41.96.33.20.00	41.96.34.10.00

### Dimensions - Non-Illuminated Mushroom Head Pushbutton



Refer to next page for more color selection.

# 41 Series ø16mm Stackable Switches & Pilot Lights

## Mushroom Head Pushbutton

Yellow		Green		Blue		White		Black	
IP65	IP40	IP65	IP40	IP65	IP40	IP65	IP40	IP65	
41.81.14.20.00	41.81.15.10.00	41.81.15.20.00	41.81.16.10.00	41.81.16.20.00	41.81.19.10.00	41.81.19.20.00	41.81.10.10.00	41.81.10.20.00	
41.81.24.20.00	41.81.25.10.00	41.81.25.20.00	41.81.26.10.00	41.81.26.20.00	41.81.29.10.00	41.81.29.20.00	41.81.20.10.00	41.81.20.20.00	
41.81.34.20.00	41.81.35.10.00	41.81.35.20.00	41.81.36.10.00	41.81.36.20.00	41.81.39.10.00	41.81.39.20.00	41.81.30.10.00	41.81.30.20.00	
41.84.14.20.00	41.84.15.10.00	41.84.15.20.00	41.84.16.10.00	41.84.16.20.00	41.84.19.10.00	41.84.19.20.00	41.84.10.10.00	41.84.10.20.00	
41.84.24.20.00	41.84.25.10.00	41.84.25.20.00	41.84.26.10.00	41.84.26.20.00	41.84.29.10.00	41.84.29.20.00	41.84.20.10.00	41.84.20.20.00	
41.84.34.20.00	41.84.35.10.00	41.84.35.20.00	41.84.36.10.00	41.84.36.20.00	41.84.39.10.00	41.84.39.20.00	41.84.30.10.00	41.84.30.20.00	
41.91.14.20.00	41.91.15.10.00	41.91.15.20.00	41.91.16.10.00	41.91.16.20.00	41.91.19.10.00	41.91.19.20.00	41.91.10.10.00	41.91.10.20.00	
41.91.24.20.00	41.91.25.10.00	41.91.25.20.00	41.91.26.10.00	41.91.26.20.00	41.91.29.10.00	41.91.29.20.00	41.91.20.10.00	41.91.20.20.00	
41.91.34.20.00	41.91.35.10.00	41.91.35.20.00	41.91.36.10.00	41.91.36.20.00	41.91.39.10.00	41.91.39.20.00	41.91.30.10.00	41.91.30.20.00	
41.94.14.20.00	41.94.15.10.00	41.94.15.20.00	41.94.16.10.00	41.94.16.20.00	41.94.19.10.00	41.94.19.20.00	41.94.10.10.00	41.94.10.20.00	
41.94.24.20.00	41.94.25.10.00	41.94.25.20.00	41.94.26.10.00	41.94.26.20.00	41.94.29.10.00	41.94.29.20.00	41.94.20.10.00	41.94.20.20.00	
41.94.34.20.00	41.94.35.10.00	41.94.35.20.00	41.94.36.10.00	41.94.36.20.00	41.94.39.10.00	41.94.39.20.00	41.94.30.10.00	41.94.30.20.00	
41.82.14.20.00	41.82.15.10.00	41.82.15.20.00	41.82.16.10.00	41.82.16.20.00	41.82.19.10.00	41.82.19.20.00	41.82.10.10.00	41.82.10.20.00	
41.82.24.20.00	41.82.25.10.00	41.82.25.20.00	41.82.26.10.00	41.82.26.20.00	41.82.29.10.00	41.82.29.20.00	41.82.20.10.00	41.82.20.20.00	
41.82.34.20.00	41.82.35.10.00	41.82.35.20.00	41.82.36.10.00	41.82.36.20.00	41.82.39.10.00	41.82.39.20.00	41.82.30.10.00	41.82.30.20.00	
41.85.14.20.00	41.85.15.10.00	41.85.15.20.00	41.85.16.10.00	41.85.16.20.00	41.85.19.10.00	41.85.19.20.00	41.85.10.10.00	41.85.10.20.00	
41.85.24.20.00	41.85.25.10.00	41.85.25.20.00	41.85.26.10.00	41.85.26.20.00	41.85.29.10.00	41.85.29.20.00	41.85.20.10.00	41.85.20.20.00	
41.85.34.20.00	41.85.35.10.00	41.85.35.20.00	41.85.36.10.00	41.85.36.20.00	41.85.39.10.00	41.85.39.20.00	41.85.30.10.00	41.85.30.20.00	
41.92.14.20.00	41.92.15.10.00	41.92.15.20.00	41.92.16.10.00	41.92.16.20.00	41.92.19.10.00	41.92.19.20.00	41.92.10.10.00	41.92.10.20.00	
41.92.24.20.00	41.92.25.10.00	41.92.25.20.00	41.92.26.10.00	41.92.26.20.00	41.92.29.10.00	41.92.29.20.00	41.92.20.10.00	41.92.20.20.00	
41.92.34.20.00	41.92.35.10.00	41.92.35.20.00	41.92.36.10.00	41.92.36.20.00	41.92.39.10.00	41.92.39.20.00	41.92.30.10.00	41.92.30.20.00	
41.95.14.20.00	41.95.15.10.00	41.95.15.20.00	41.95.16.10.00	41.95.16.20.00	41.95.19.10.00	41.95.19.20.00	41.95.10.10.00	41.95.10.20.00	
41.95.24.20.00	41.95.25.10.00	41.95.25.20.00	41.95.26.10.00	41.95.26.20.00	41.95.29.10.00	41.95.29.20.00	41.95.20.10.00	41.95.20.20.00	
41.95.34.20.00	41.95.35.10.00	41.95.35.20.00	41.95.36.10.00	41.95.36.20.00	41.95.39.10.00	41.95.39.20.00	41.95.30.10.00	41.95.30.20.00	
41.83.14.20.00	41.83.15.10.00	41.83.15.20.00	41.83.16.10.00	41.83.16.20.00	41.83.19.10.00	41.83.19.20.00	41.83.10.10.00	41.83.10.20.00	
41.83.24.20.00	41.83.25.10.00	41.83.25.20.00	41.83.26.10.00	41.83.26.20.00	41.83.29.10.00	41.83.29.20.00	41.83.20.10.00	41.83.20.20.00	
41.83.34.20.00	41.83.35.10.00	41.83.35.20.00	41.83.36.10.00	41.83.36.20.00	41.83.39.10.00	41.83.39.20.00	41.83.30.10.00	41.83.30.20.00	
41.86.14.20.00	41.86.15.10.00	41.86.15.20.00	41.86.16.10.00	41.86.16.20.00	41.86.19.10.00	41.86.19.20.00	41.86.10.10.00	41.86.10.20.00	
41.86.24.20.00	41.86.25.10.00	41.86.25.20.00	41.86.26.10.00	41.86.26.20.00	41.86.29.10.00	41.86.29.20.00	41.86.20.10.00	41.86.20.20.00	
41.86.34.20.00	41.86.35.10.00	41.86.35.20.00	41.86.36.10.00	41.86.36.20.00	41.86.39.10.00	41.86.39.20.00	41.86.30.10.00	41.86.30.20.00	
41.93.14.20.00	41.93.15.10.00	41.93.15.20.00	41.93.16.10.00	41.93.16.20.00	41.93.19.10.00	41.93.19.20.00	41.93.10.10.00	41.93.10.20.00	
41.93.24.20.00	41.93.25.10.00	41.93.25.20.00	41.93.26.10.00	41.93.26.20.00	41.93.29.10.00	41.93.29.20.00	41.93.20.10.00	41.93.20.20.00	
41.93.34.20.00	41.93.35.10.00	41.93.35.20.00	41.93.36.10.00	41.93.36.20.00	41.93.39.10.00	41.93.39.20.00	41.93.30.10.00	41.93.30.20.00	
41.96.14.20.00	41.96.15.10.00	41.96.15.20.00	41.96.16.10.00	41.96.16.20.00	41.96.19.10.00	41.96.19.20.00	41.96.10.10.00	41.96.10.20.00	
41.96.24.20.00	41.96.25.10.00	41.96.25.20.00	41.96.26.10.00	41.96.26.20.00	41.96.29.10.00	41.96.29.20.00	41.96.20.10.00	41.96.20.20.00	
41.96.34.20.00	41.96.35.10.00	41.96.35.20.00	41.96.36.10.00	41.96.36.20.00	41.96.39.10.00	41.96.39.20.00	41.96.30.10.00	41.96.30.20.00	

### Nomenclature - Non-Illuminated Mushroom Head Pushbutton

41.91.13.12.12

41 Series Switches & Indicators

Operation Type

Shape

Contact

Voltage



Lamp type

Protection

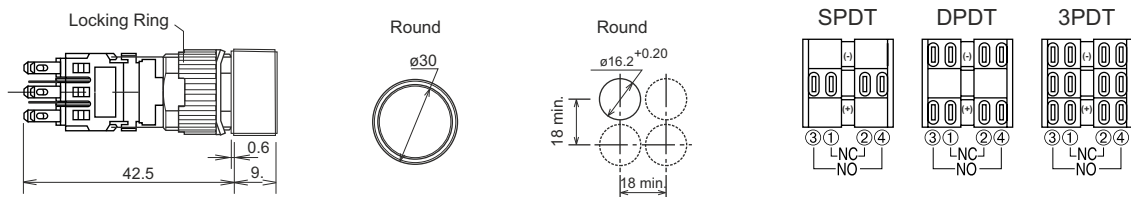
Color

Ordering	Description	Sample
2	Red	
3	Amber	
4	Yellow	
5	Green	
6	Blue	
9	White	
0	Black	

## Illuminated Mushroom Head Pushbutton - Round

Appearance	Operation	Lamp	Voltage	Contact	Red		Amber			
					IP40	IP65	IP40	IP65		
 <p>Round Illuminated</p>	Momentary	LED	6V	1NO-1NC	41.84.12.11.06	41.84.12.21.06	41.84.13.11.06	41.84.13.21.06		
				2NO-2NC	41.84.22.11.06	41.84.22.21.06	41.84.23.11.06	41.84.23.21.06		
				3NO-3NC	41.84.32.11.06	41.84.32.21.06	41.84.33.11.06	41.84.33.21.06		
			12V	1NO-1NC	41.84.12.11.12	41.84.12.21.12	41.84.13.11.12	41.84.13.21.12		
				2NO-2NC	41.84.22.11.12	41.84.22.21.12	41.84.23.11.12	41.84.23.21.12		
				3NO-3NC	41.84.32.11.12	41.84.32.21.12	41.84.33.11.12	41.84.33.21.12		
		24V	1NO-1NC	41.84.12.11.24	41.84.12.21.24	41.84.13.11.24	41.84.13.21.24			
			2NO-2NC	41.84.22.11.24	41.84.22.21.24	41.84.23.11.24	41.84.23.21.24			
			3NO-3NC	41.84.32.11.24	41.84.32.21.24	41.84.33.11.24	41.84.33.21.24			
		Filament	6V	1NO-1NC	41.84.12.12.06	41.84.12.22.06	41.84.13.12.06	41.84.13.22.06		
				2NO-2NC	41.84.22.12.06	41.84.22.22.06	41.84.23.12.06	41.84.23.22.06		
				3NO-3NC	41.84.32.12.06	41.84.32.22.06	41.84.33.12.06	41.84.33.22.06		
	12V		1NO-1NC	41.84.12.12.12	41.84.12.22.12	41.84.13.12.12	41.84.13.22.12			
			2NO-2NC	41.84.22.12.12	41.84.22.22.12	41.84.23.12.12	41.84.23.22.12			
			3NO-3NC	41.84.32.12.12	41.84.32.22.12	41.84.33.12.12	41.84.33.22.12			
	24V	1NO-1NC	41.84.12.12.24	41.84.12.22.24	41.84.13.12.24	41.84.13.22.24				
		2NO-2NC	41.84.22.12.24	41.84.22.22.24	41.84.23.12.24	41.84.23.22.24				
		3NO-3NC	41.84.32.12.24	41.84.32.22.24	41.84.33.12.24	41.84.33.22.24				
	 <p>Round Illuminated</p>	Maintained	LED	6V	1NO-1NC	41.94.12.11.06	41.94.12.21.06	41.94.13.11.06	41.94.13.21.06	
					2NO-2NC	41.94.22.11.06	41.94.22.21.06	41.94.23.11.06	41.94.23.21.06	
					3NO-3NC	41.94.32.11.06	41.94.32.21.06	41.94.33.11.06	41.94.33.21.06	
				12V	1NO-1NC	41.94.12.11.12	41.94.12.21.12	41.94.13.11.12	41.94.13.21.12	
					2NO-2NC	41.94.22.11.12	41.94.22.21.12	41.94.23.11.12	41.94.23.21.12	
					3NO-3NC	41.94.32.11.12	41.94.32.21.12	41.94.33.11.12	41.94.33.21.12	
24V			1NO-1NC	41.94.12.11.24	41.94.12.21.24	41.94.13.11.24	41.94.13.21.24			
			2NO-2NC	41.94.22.11.24	41.94.22.21.24	41.94.23.11.24	41.94.23.21.24			
			3NO-3NC	41.94.32.11.24	41.94.32.21.24	41.94.33.11.24	41.94.33.21.24			
Filament			6V	1NO-1NC	41.94.12.12.06	41.94.12.22.06	41.94.13.12.06	41.94.13.22.06		
				2NO-2NC	41.94.22.12.06	41.94.22.22.06	41.94.23.12.06	41.94.23.22.06		
				3NO-3NC	41.94.32.12.06	41.94.32.22.06	41.94.33.12.06	41.94.33.22.06		
		12V	1NO-1NC	41.94.12.12.12	41.94.12.22.12	41.94.13.12.12	41.94.13.22.12			
			2NO-2NC	41.94.22.12.12	41.94.22.22.12	41.94.23.12.12	41.94.23.22.12			
			3NO-3NC	41.94.32.12.12	41.94.32.22.12	41.94.33.12.12	41.94.33.22.12			
24V		1NO-1NC	41.94.12.12.24	41.94.12.22.24	41.94.13.12.24	41.94.13.22.24				
		2NO-2NC	41.94.22.12.24	41.94.22.22.24	41.94.23.12.24	41.94.23.22.24				
		3NO-3NC	41.94.32.12.24	41.94.32.22.24	41.94.33.12.24	41.94.33.22.24				

### Dimensions - Illuminated Mushroom Head Pushbutton



Refer to next page for more color selection.




## Illuminated Mushroom Head Pushbutton - Round


	Yellow		Green		Blue		White	
	IP40	IP65	IP40	IP65	IP40	IP65	IP40	IP65
	41.84.14.11.06	41.84.14.21.06	41.84.15.11.06	41.84.15.21.06	41.84.16.11.06	41.84.16.21.06	41.84.19.11.06	41.84.19.21.06
	41.84.24.11.06	41.84.24.21.06	41.84.25.11.06	41.84.25.21.06	41.84.26.11.06	41.84.26.21.06	41.84.29.11.06	41.84.29.21.06
	41.84.34.11.06	41.84.34.21.06	41.84.35.11.06	41.84.35.21.06	41.84.36.11.06	41.84.36.21.06	41.84.39.11.06	41.84.39.21.06
	41.84.14.11.12	41.84.14.21.12	41.84.15.11.12	41.84.15.21.12	41.84.16.11.12	41.84.16.21.12	41.84.19.11.12	41.84.19.21.12
	41.84.24.11.12	41.84.24.21.12	41.84.25.11.12	41.84.25.21.12	41.84.26.11.12	41.84.26.21.12	41.84.29.11.12	41.84.29.21.12
	41.84.34.11.12	41.84.34.21.12	41.84.35.11.12	41.84.35.21.12	41.84.36.11.12	41.84.36.21.12	41.84.39.11.12	41.84.39.21.12
	41.84.14.11.24	41.84.14.21.24	41.84.15.11.24	41.84.15.21.24	41.84.16.11.24	41.84.16.21.24	41.84.19.11.24	41.84.19.21.24
	41.84.24.11.24	41.84.24.21.24	41.84.25.11.24	41.84.25.21.24	41.84.26.11.24	41.84.26.21.24	41.84.29.11.24	41.84.29.21.24
	41.84.34.11.24	41.84.34.21.24	41.84.35.11.24	41.84.35.21.24	41.84.36.11.24	41.84.36.21.24	41.84.39.11.24	41.84.39.21.24
	41.84.14.12.06	41.84.14.22.06	41.84.15.12.06	41.84.15.22.06	41.84.16.12.06	41.84.16.22.06	41.84.19.12.06	41.84.19.22.06
	41.84.24.12.06	41.84.24.22.06	41.84.25.12.06	41.84.25.22.06	41.84.26.12.06	41.84.26.22.06	41.84.29.12.06	41.84.29.22.06
	41.84.34.12.06	41.84.34.22.06	41.84.35.12.06	41.84.35.22.06	41.84.36.12.06	41.84.36.22.06	41.84.39.12.06	41.84.39.22.06
	41.84.14.12.12	41.84.14.22.12	41.84.15.12.12	41.84.15.22.12	41.84.16.12.12	41.84.16.22.12	41.84.19.12.12	41.84.19.22.12
	41.84.24.12.12	41.84.24.22.12	41.84.25.12.12	41.84.25.22.12	41.84.26.12.12	41.84.26.22.12	41.84.29.12.12	41.84.29.22.12
	41.84.34.12.12	41.84.34.22.12	41.84.35.12.12	41.84.35.22.12	41.84.36.12.12	41.84.36.22.12	41.84.39.12.12	41.84.39.22.12
	41.84.14.12.24	41.84.14.22.24	41.84.15.12.24	41.84.15.22.24	41.84.16.12.24	41.84.16.22.24	41.84.19.12.24	41.84.19.22.24
	41.84.24.12.24	41.84.24.22.24	41.84.25.12.24	41.84.25.22.24	41.84.26.12.24	41.84.26.22.24	41.84.29.12.24	41.84.29.22.24
	41.84.34.12.24	41.84.34.22.24	41.84.35.12.24	41.84.35.22.24	41.84.36.12.24	41.84.36.22.24	41.84.39.12.24	41.84.39.22.24
	41.94.14.11.06	41.94.14.21.06	41.94.15.11.06	41.94.15.21.06	41.94.16.11.06	41.94.16.21.06	41.94.19.11.06	41.94.19.21.06
	41.94.24.11.06	41.94.24.21.06	41.94.25.11.06	41.94.25.21.06	41.94.26.11.06	41.94.26.21.06	41.94.29.11.06	41.94.29.21.06
	41.94.34.11.06	41.94.34.21.06	41.94.35.11.06	41.94.35.21.06	41.94.36.11.06	41.94.36.21.06	41.94.39.11.06	41.94.39.21.06
	41.94.14.11.12	41.94.14.21.12	41.94.15.11.12	41.94.15.21.12	41.94.16.11.12	41.94.16.21.12	41.94.19.11.12	41.94.19.21.12
	41.94.24.11.12	41.94.24.21.12	41.94.25.11.12	41.94.25.21.12	41.94.26.11.12	41.94.26.21.12	41.94.29.11.12	41.94.29.21.12
	41.94.34.11.12	41.94.34.21.12	41.94.35.11.12	41.94.35.21.12	41.94.36.11.12	41.94.36.21.12	41.94.39.11.12	41.94.39.21.12
	41.94.14.11.24	41.94.14.21.24	41.94.15.11.24	41.94.15.21.24	41.94.16.11.24	41.94.16.21.24	41.94.19.11.24	41.94.19.21.24
	41.94.24.11.24	41.94.24.21.24	41.94.25.11.24	41.94.25.21.24	41.94.26.11.24	41.94.26.21.24	41.94.29.11.24	41.94.29.21.24
	41.94.34.11.24	41.94.34.21.24	41.94.35.11.24	41.94.35.21.24	41.94.36.11.24	41.94.36.21.24	41.94.39.11.24	41.94.39.21.24
	41.94.14.12.06	41.94.14.22.06	41.94.15.12.06	41.94.15.22.06	41.94.16.12.06	41.94.16.22.06	41.94.19.12.06	41.94.19.22.06
	41.94.24.12.06	41.94.24.22.06	41.94.25.12.06	41.94.25.22.06	41.94.26.12.06	41.94.26.22.06	41.94.29.12.06	41.94.29.22.06
	41.94.34.12.06	41.94.34.22.06	41.94.35.12.06	41.94.35.22.06	41.94.36.12.06	41.94.36.22.06	41.94.39.12.06	41.94.39.22.06
	41.94.14.12.12	41.94.14.22.12	41.94.15.12.12	41.94.15.22.12	41.94.16.12.12	41.94.16.22.12	41.94.19.12.12	41.94.19.22.12
	41.94.24.12.12	41.94.24.22.12	41.94.25.12.12	41.94.25.22.12	41.94.26.12.12	41.94.26.22.12	41.94.29.12.12	41.94.29.22.12
	41.94.34.12.12	41.94.34.22.12	41.94.35.12.12	41.94.35.22.12	41.94.36.12.12	41.94.36.22.12	41.94.39.12.12	41.94.39.22.12
	41.94.14.12.24	41.94.14.22.24	41.94.15.12.24	41.94.15.22.24	41.94.16.12.24	41.94.16.22.24	41.94.19.12.24	41.94.19.22.24
	41.94.24.12.24	41.94.24.22.24	41.94.25.12.24	41.94.25.22.24	41.94.26.12.24	41.94.26.22.24	41.94.29.12.24	41.94.29.22.24
	41.94.34.12.24	41.94.34.22.24	41.94.35.12.24	41.94.35.22.24	41.94.36.12.24	41.94.36.22.24	41.94.39.12.24	41.94.39.22.24

### Nomenclature - Illuminated Mushroom Head Pushbutton

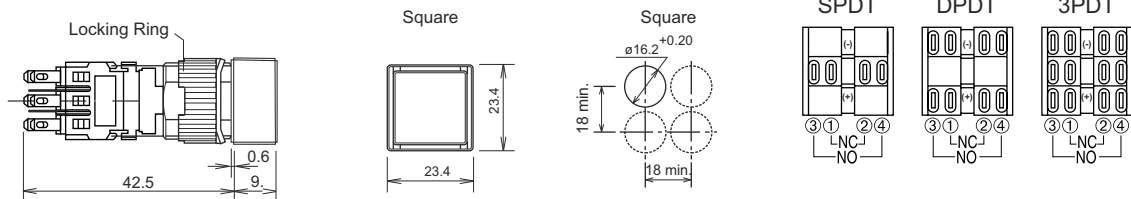
Ordering	Description	Sample
2	Red	
3	Amber	
4	Yellow	
5	Green	
6	Blue	
9	White	

## Illuminated Mushroom Head Pushbutton - Square

Appearance	Operation	Lamp	Voltage	Contact	Red		Amber		
					IP40	IP65	IP40	IP65	
 <p>Square Illuminated</p>	Momentary	LED	6V	1NO-1NC	41.85.12.11.06	41.85.12.21.06	41.85.13.11.06	41.85.13.21.06	
				2NO-2NC	41.85.22.11.06	41.85.22.21.06	41.85.23.11.06	41.85.23.21.06	
				3NO-3NC	41.85.32.11.06	41.85.32.21.06	41.85.33.11.06	41.85.33.21.06	
			12V	1NO-1NC	41.85.12.11.12	41.85.12.21.12	41.85.13.11.12	41.85.13.21.12	
				2NO-2NC	41.85.22.11.12	41.85.22.21.12	41.85.23.11.12	41.85.23.21.12	
				3NO-3NC	41.85.32.11.12	41.85.32.21.12	41.85.33.11.12	41.85.33.21.12	
		24V	1NO-1NC	41.85.12.11.24	41.85.12.21.24	41.85.13.11.24	41.85.13.21.24		
			2NO-2NC	41.85.22.11.24	41.85.22.21.24	41.85.23.11.24	41.85.23.21.24		
			3NO-3NC	41.85.32.11.24	41.85.32.21.24	41.85.33.11.24	41.85.33.21.24		
		Filament	6V	1NO-1NC	41.85.12.12.06	41.85.12.22.06	41.85.13.12.06	41.85.13.22.06	
				2NO-2NC	41.85.22.12.06	41.85.22.22.06	41.85.23.12.06	41.85.23.22.06	
				3NO-3NC	41.85.32.12.06	41.85.32.22.06	41.85.33.12.06	41.85.33.22.06	
12V	1NO-1NC		41.85.12.12.12	41.85.12.22.12	41.85.13.12.12	41.85.13.22.12			
	2NO-2NC		41.85.22.12.12	41.85.22.22.12	41.85.23.12.12	41.85.23.22.12			
	3NO-3NC		41.85.32.12.12	41.85.32.22.12	41.85.33.12.12	41.85.33.22.12			
24V	1NO-1NC	41.85.12.12.24	41.85.12.22.24	41.85.13.12.24	41.85.13.22.24				
	2NO-2NC	41.85.22.12.24	41.85.22.22.24	41.85.23.12.24	41.85.23.22.24				
	3NO-3NC	41.85.32.12.24	41.85.32.22.24	41.85.33.12.24	41.85.33.22.24				

 <p>Square Illuminated</p>	Maintained	LED	6V	1NO-1NC	41.95.12.11.06	41.95.12.21.06	41.95.13.11.06	41.95.13.21.06	
				2NO-2NC	41.95.22.11.06	41.95.22.21.06	41.95.23.11.06	41.95.23.21.06	
				3NO-3NC	41.95.32.11.06	41.95.32.21.06	41.95.33.11.06	41.95.33.21.06	
			12V	1NO-1NC	41.95.12.11.12	41.95.12.21.12	41.95.13.11.12	41.95.13.21.12	
				2NO-2NC	41.95.22.11.12	41.95.22.21.12	41.95.23.11.12	41.95.23.21.12	
				3NO-3NC	41.95.32.11.12	41.95.32.21.12	41.95.33.11.12	41.95.33.21.12	
		24V	1NO-1NC	41.95.12.11.24	41.95.12.21.24	41.95.13.11.24	41.95.13.21.24		
			2NO-2NC	41.95.22.11.24	41.95.22.21.24	41.95.23.11.24	41.95.23.21.24		
			3NO-3NC	41.95.32.11.24	41.95.32.21.24	41.95.33.11.24	41.95.33.21.24		
		Filament	6V	1NO-1NC	41.95.12.12.06	41.95.12.22.06	41.95.13.12.06	41.95.13.22.06	
				2NO-2NC	41.95.22.12.06	41.95.22.22.06	41.95.23.12.06	41.95.23.22.06	
				3NO-3NC	41.95.32.12.06	41.95.32.22.06	41.95.33.12.06	41.95.33.22.06	
12V	1NO-1NC		41.95.12.12.12	41.95.12.22.12	41.95.13.12.12	41.95.13.22.12			
	2NO-2NC		41.95.22.12.12	41.95.22.22.12	41.95.23.12.12	41.95.23.22.12			
	3NO-3NC		41.95.32.12.12	41.95.32.22.12	41.95.33.12.12	41.95.33.22.12			
24V	1NO-1NC	41.95.12.12.24	41.95.12.22.24	41.95.13.12.24	41.95.13.22.24				
	2NO-2NC	41.95.22.12.24	41.95.22.22.24	41.95.23.12.24	41.95.23.22.24				
	3NO-3NC	41.95.32.12.24	41.95.32.22.24	41.95.33.12.24	41.95.33.22.24				

### Dimensions - Illuminated Mushroom Head Pushbutton



Refer to next page for more color selection.

# 41 Series ø16mm Stackable Switches & Pilot Lights



## Illuminated Mushroom Head Pushbutton - Square

	Yellow		Green		Blue		White	
	IP40	IP65	IP40	IP65	IP40	IP65	IP40	IP65
	41.85.14.11.06	41.85.14.21.06	41.85.15.11.06	41.85.15.21.06	41.85.16.11.06	41.85.16.21.06	41.85.19.11.06	41.85.19.21.06
	41.85.24.11.06	41.85.24.21.06	41.85.25.11.06	41.85.25.21.06	41.85.26.11.06	41.85.26.21.06	41.85.29.11.06	41.85.29.21.06
	41.85.34.11.06	41.85.34.21.06	41.85.35.11.06	41.85.35.21.06	41.85.36.11.06	41.85.36.21.06	41.85.39.11.06	41.85.39.21.06
	41.85.14.11.12	41.85.14.21.12	41.85.15.11.12	41.85.15.21.12	41.85.16.11.12	41.85.16.21.12	41.85.19.11.12	41.85.19.21.12
	41.85.24.11.12	41.85.24.21.12	41.85.25.11.12	41.85.25.21.12	41.85.26.11.12	41.85.26.21.12	41.85.29.11.12	41.85.29.21.12
	41.85.34.11.12	41.85.34.21.12	41.85.35.11.12	41.85.35.21.12	41.85.36.11.12	41.85.36.21.12	41.85.39.11.12	41.85.39.21.12
	41.85.14.11.24	41.85.14.21.24	41.85.15.11.24	41.85.15.21.24	41.85.16.11.24	41.85.16.21.24	41.85.19.11.24	41.85.19.21.24
	41.85.24.11.24	41.85.24.21.24	41.85.25.11.24	41.85.25.21.24	41.85.26.11.24	41.85.26.21.24	41.85.29.11.24	41.85.29.21.24
	41.85.34.11.24	41.85.34.21.24	41.85.35.11.24	41.85.35.21.24	41.85.36.11.24	41.85.36.21.24	41.85.39.11.24	41.85.39.21.24
	41.85.14.12.06	41.85.14.22.06	41.85.15.12.06	41.85.15.22.06	41.85.16.12.06	41.85.16.22.06	41.85.19.12.06	41.85.19.22.06
	41.85.24.12.06	41.85.24.22.06	41.85.25.12.06	41.85.25.22.06	41.85.26.12.06	41.85.26.22.06	41.85.29.12.06	41.85.29.22.06
	41.85.34.12.06	41.85.34.22.06	41.85.35.12.06	41.85.35.22.06	41.85.36.12.06	41.85.36.22.06	41.85.39.12.06	41.85.39.22.06
	41.85.14.12.12	41.85.14.22.12	41.85.15.12.12	41.85.15.22.12	41.85.16.12.12	41.85.16.22.12	41.85.19.12.12	41.85.19.22.12
	41.85.24.12.12	41.85.24.22.12	41.85.25.12.12	41.85.25.22.12	41.85.26.12.12	41.85.26.22.12	41.85.29.12.12	41.85.29.22.12
	41.85.34.12.12	41.85.34.22.12	41.85.35.12.12	41.85.35.22.12	41.85.36.12.12	41.85.36.22.12	41.85.39.12.12	41.85.39.22.12
	41.85.14.12.24	41.85.14.22.24	41.85.15.12.24	41.85.15.22.24	41.85.16.12.24	41.85.16.22.24	41.85.19.12.24	41.85.19.22.24
	41.85.24.12.24	41.85.24.22.24	41.85.25.12.24	41.85.25.22.24	41.85.26.12.24	41.85.26.22.24	41.85.29.12.24	41.85.29.22.24
	41.85.34.12.24	41.85.34.22.24	41.85.35.12.24	41.85.35.22.24	41.85.36.12.24	41.85.36.22.24	41.85.39.12.24	41.85.39.22.24
	41.95.14.11.06	41.95.14.21.06	41.95.15.11.06	41.95.15.21.06	41.95.16.11.06	41.95.16.21.06	41.95.19.11.06	41.95.19.21.06
	41.95.24.11.06	41.95.24.21.06	41.95.25.11.06	41.95.25.21.06	41.95.26.11.06	41.95.26.21.06	41.95.29.11.06	41.95.29.21.06
	41.95.34.11.06	41.95.34.21.06	41.95.35.11.06	41.95.35.21.06	41.95.36.11.06	41.95.36.21.06	41.95.39.11.06	41.95.39.21.06
	41.95.14.11.12	41.95.14.21.12	41.95.15.11.12	41.95.15.21.12	41.95.16.11.12	41.95.16.21.12	41.95.19.11.12	41.95.19.21.12
	41.95.24.11.12	41.95.24.21.12	41.95.25.11.12	41.95.25.21.12	41.95.26.11.12	41.95.26.21.12	41.95.29.11.12	41.95.29.21.12
	41.95.34.11.12	41.95.34.21.12	41.95.35.11.12	41.95.35.21.12	41.95.36.11.12	41.95.36.21.12	41.95.39.11.12	41.95.39.21.12
	41.95.14.11.24	41.95.14.21.24	41.95.15.11.24	41.95.15.21.24	41.95.16.11.24	41.95.16.21.24	41.95.19.11.24	41.95.19.21.24
	41.95.24.11.24	41.95.24.21.24	41.95.25.11.24	41.95.25.21.24	41.95.26.11.24	41.95.26.21.24	41.95.29.11.24	41.95.29.21.24
	41.95.34.11.24	41.95.34.21.24	41.95.35.11.24	41.95.35.21.24	41.95.36.11.24	41.95.36.21.24	41.95.39.11.24	41.95.39.21.24
	41.95.14.12.06	41.95.14.22.06	41.95.15.12.06	41.95.15.22.06	41.95.16.12.06	41.95.16.22.06	41.95.19.12.06	41.95.19.22.06
	41.95.24.12.06	41.95.24.22.06	41.95.25.12.06	41.95.25.22.06	41.95.26.12.06	41.95.26.22.06	41.95.29.12.06	41.95.29.22.06
	41.95.34.12.06	41.95.34.22.06	41.95.35.12.06	41.95.35.22.06	41.95.36.12.06	41.95.36.22.06	41.95.39.12.06	41.95.39.22.06
	41.95.14.12.12	41.95.14.22.12	41.95.15.12.12	41.95.15.22.12	41.95.16.12.12	41.95.16.22.12	41.95.19.12.12	41.95.19.22.12
	41.95.24.12.12	41.95.24.22.12	41.95.25.12.12	41.95.25.22.12	41.95.26.12.12	41.95.26.22.12	41.95.29.12.12	41.95.29.22.12
	41.95.34.12.12	41.95.34.22.12	41.95.35.12.12	41.95.35.22.12	41.95.36.12.12	41.95.36.22.12	41.95.39.12.12	41.95.39.22.12
	41.95.14.12.24	41.95.14.22.24	41.95.15.12.24	41.95.15.22.24	41.95.16.12.24	41.95.16.22.24	41.95.19.12.24	41.95.19.22.24
	41.95.24.12.24	41.95.24.22.24	41.95.25.12.24	41.95.25.22.24	41.95.26.12.24	41.95.26.22.24	41.95.29.12.24	41.95.29.22.24
	41.95.34.12.24	41.95.34.22.24	41.95.35.12.24	41.95.35.22.24	41.95.36.12.24	41.95.36.22.24	41.95.39.12.24	41.95.39.22.24

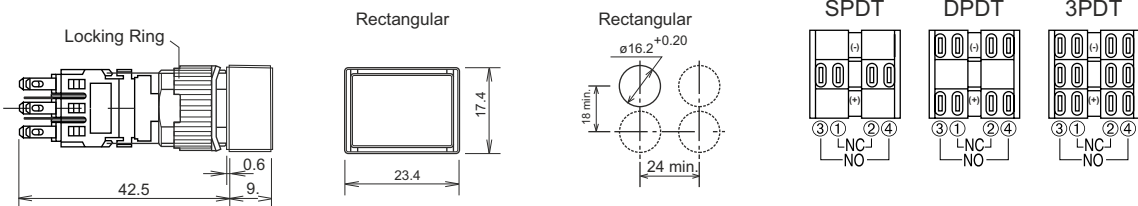
### Nomenclature - Illuminated Mushroom Head Pushbutton

Ordering	Description	Sample
2	Red	<span style="color: red;">■</span>
3	Amber	<span style="color: orange;">■</span>
4	Yellow	<span style="color: yellow;">■</span>
5	Green	<span style="color: green;">■</span>
6	Blue	<span style="color: blue;">■</span>
9	White	<span style="color: white;">■</span>

## Illuminated Mushroom Head Pushbutton - Rectangular

Appearance	Operation	Lamp	Voltage	Contact	Red		Amber		
					IP40	IP65	IP40	IP65	
 <p>Rectangle Illuminated</p>	Momentary	LED	6V	1NO-1NC	41.86.12.11.06	41.86.12.21.06	41.86.13.11.06	41.86.13.21.06	
				2NO-2NC	41.86.22.11.06	41.86.22.21.06	41.86.23.11.06	41.86.23.21.06	
				3NO-3NC	41.86.32.11.06	41.86.32.21.06	41.86.33.11.06	41.86.33.21.06	
			12V	1NO-1NC	41.86.12.11.12	41.86.12.21.12	41.86.13.11.12	41.86.13.21.12	
				2NO-2NC	41.86.22.11.12	41.86.22.21.12	41.86.23.11.12	41.86.23.21.12	
				3NO-3NC	41.86.32.11.12	41.86.32.21.12	41.86.33.11.12	41.86.33.21.12	
		24V	1NO-1NC	41.86.12.11.24	41.86.12.21.24	41.86.13.11.24	41.86.13.21.24		
			2NO-2NC	41.86.22.11.24	41.86.22.21.24	41.86.23.11.24	41.86.23.21.24		
			3NO-3NC	41.86.32.11.24	41.86.32.21.24	41.86.33.11.24	41.86.33.21.24		
		Filament	6V	1NO-1NC	41.86.12.12.06	41.86.12.22.06	41.86.13.12.06	41.86.13.22.06	
				2NO-2NC	41.86.22.12.06	41.86.22.22.06	41.86.23.12.06	41.86.23.22.06	
				3NO-3NC	41.86.32.12.06	41.86.32.22.06	41.86.33.12.06	41.86.33.22.06	
	12V		1NO-1NC	41.86.12.12.12	41.86.12.22.12	41.86.13.12.12	41.86.13.22.12		
			2NO-2NC	41.86.22.12.12	41.86.22.22.12	41.86.23.12.12	41.86.23.22.12		
			3NO-3NC	41.86.32.12.12	41.86.32.22.12	41.86.33.12.12	41.86.33.22.12		
	24V	1NO-1NC	41.86.12.12.24	41.86.12.22.24	41.86.13.12.24	41.86.13.22.24			
		2NO-2NC	41.86.22.12.24	41.86.22.22.24	41.86.23.12.24	41.86.23.22.24			
		3NO-3NC	41.86.32.12.24	41.86.32.22.24	41.86.33.12.24	41.86.33.22.24			
 <p>Rectangle Illuminated</p>	Maintained	LED	6V	1NO-1NC	41.96.12.11.06	41.96.12.21.06	41.96.13.11.06	41.96.13.21.06	
				2NO-2NC	41.96.22.11.06	41.96.22.21.06	41.96.23.11.06	41.96.23.21.06	
				3NO-3NC	41.96.32.11.06	41.96.32.21.06	41.96.33.11.06	41.96.33.21.06	
			12V	1NO-1NC	41.96.12.11.12	41.96.12.21.12	41.96.13.11.12	41.96.13.21.12	
				2NO-2NC	41.96.22.11.12	41.96.22.21.12	41.96.23.11.12	41.96.23.21.12	
				3NO-3NC	41.96.32.11.12	41.96.32.21.12	41.96.33.11.12	41.96.33.21.12	
		24V	1NO-1NC	41.96.12.11.24	41.96.12.21.24	41.96.13.11.24	41.96.13.21.24		
			2NO-2NC	41.96.22.11.24	41.96.22.21.24	41.96.23.11.24	41.96.23.21.24		
			3NO-3NC	41.96.32.11.24	41.96.32.21.24	41.96.33.11.24	41.96.33.21.24		
		Filament	6V	1NO-1NC	41.96.12.12.06	41.96.12.22.06	41.96.13.12.06	41.96.13.22.06	
				2NO-2NC	41.96.22.12.06	41.96.22.22.06	41.96.23.12.06	41.96.23.22.06	
				3NO-3NC	41.96.32.12.06	41.96.32.22.06	41.96.33.12.06	41.96.33.22.06	
	12V		1NO-1NC	41.96.12.12.12	41.96.12.22.12	41.96.13.12.12	41.96.13.22.12		
			2NO-2NC	41.96.22.12.12	41.96.22.22.12	41.96.23.12.12	41.96.23.22.12		
			3NO-3NC	41.96.32.12.12	41.96.32.22.12	41.96.33.12.12	41.96.33.22.12		
	24V	1NO-1NC	41.96.12.12.24	41.96.12.22.24	41.96.13.12.24	41.96.13.22.24			
		2NO-2NC	41.96.22.12.24	41.96.22.22.24	41.96.23.12.24	41.96.23.22.24			
		3NO-3NC	41.96.32.12.24	41.96.32.22.24	41.96.33.12.24	41.96.33.22.24			

### Dimensions - Illuminated Mushroom Head Pushbutton



Refer to next page for more color selection.

# 41 Series ø16mm Stackable Switches & Pilot Lights

## Illuminated Mushroom Head Pushbutton - Rectangular

	Yellow		Green		Blue		White	
	IP40	IP65	IP40	IP65	IP40	IP65	IP40	IP65
	41.86.14.11.06	41.86.14.21.06	41.86.15.11.06	41.86.15.21.06	41.86.16.11.06	41.86.16.21.06	41.86.19.11.06	41.86.19.21.06
	41.86.24.11.06	41.86.24.21.06	41.86.25.11.06	41.86.25.21.06	41.86.26.11.06	41.86.26.21.06	41.86.29.11.06	41.86.29.21.06
	41.86.34.11.06	41.86.34.21.06	41.86.35.11.06	41.86.35.21.06	41.86.36.11.06	41.86.36.21.06	41.86.39.11.06	41.86.39.21.06
	41.86.14.11.12	41.86.14.21.12	41.86.15.11.12	41.86.15.21.12	41.86.16.11.12	41.86.16.21.12	41.86.19.11.12	41.86.19.21.12
	41.86.24.11.12	41.86.24.21.12	41.86.25.11.12	41.86.25.21.12	41.86.26.11.12	41.86.26.21.12	41.86.29.11.12	41.86.29.21.12
	41.86.34.11.12	41.86.34.21.12	41.86.35.11.12	41.86.35.21.12	41.86.36.11.12	41.86.36.21.12	41.86.39.11.12	41.86.39.21.12
	41.86.14.11.24	41.86.14.21.24	41.86.15.11.24	41.86.15.21.24	41.86.16.11.24	41.86.16.21.24	41.86.19.11.24	41.86.19.21.24
	41.86.24.11.24	41.86.24.21.24	41.86.25.11.24	41.86.25.21.24	41.86.26.11.24	41.86.26.21.24	41.86.29.11.24	41.86.29.21.24
	41.86.34.11.24	41.86.34.21.24	41.86.35.11.24	41.86.35.21.24	41.86.36.11.24	41.86.36.21.24	41.86.39.11.24	41.86.39.21.24
	41.86.14.12.06	41.86.14.22.06	41.86.15.12.06	41.86.15.22.06	41.86.16.12.06	41.86.16.22.06	41.86.19.12.06	41.86.19.22.06
	41.86.24.12.06	41.86.24.22.06	41.86.25.12.06	41.86.25.22.06	41.86.26.12.06	41.86.26.22.06	41.86.29.12.06	41.86.29.22.06
	41.86.34.12.06	41.86.34.22.06	41.86.35.12.06	41.86.35.22.06	41.86.36.12.06	41.86.36.22.06	41.86.39.12.06	41.86.39.22.06
	41.86.14.12.12	41.86.14.22.12	41.86.15.12.12	41.86.15.22.12	41.86.16.12.12	41.86.16.22.12	41.86.19.12.12	41.86.19.22.12
	41.86.24.12.12	41.86.24.22.12	41.86.25.12.12	41.86.25.22.12	41.86.26.12.12	41.86.26.22.12	41.86.29.12.12	41.86.29.22.12
	41.86.34.12.12	41.86.34.22.12	41.86.35.12.12	41.86.35.22.12	41.86.36.12.12	41.86.36.22.12	41.86.39.12.12	41.86.39.22.12
	41.86.14.12.24	41.86.14.22.24	41.86.15.12.24	41.86.15.22.24	41.86.16.12.24	41.86.16.22.24	41.86.19.12.24	41.86.19.22.24
	41.86.24.12.24	41.86.24.22.24	41.86.25.12.24	41.86.25.22.24	41.86.26.12.24	41.86.26.22.24	41.86.29.12.24	41.86.29.22.24
	41.86.34.12.24	41.86.34.22.24	41.86.35.12.24	41.86.35.22.24	41.86.36.12.24	41.86.36.22.24	41.86.39.12.24	41.86.39.22.24
	41.96.14.11.06	41.96.14.21.06	41.96.15.11.06	41.96.15.21.06	41.96.16.11.06	41.96.16.21.06	41.96.19.11.06	41.96.19.21.06
	41.96.24.11.06	41.96.24.21.06	41.96.25.11.06	41.96.25.21.06	41.96.26.11.06	41.96.26.21.06	41.96.29.11.06	41.96.29.21.06
	41.96.34.11.06	41.96.34.21.06	41.96.35.11.06	41.96.35.21.06	41.96.36.11.06	41.96.36.21.06	41.96.39.11.06	41.96.39.21.06
	41.96.14.11.12	41.96.14.21.12	41.96.15.11.12	41.96.15.21.12	41.96.16.11.12	41.96.16.21.12	41.96.19.11.12	41.96.19.21.12
	41.96.24.11.12	41.96.24.21.12	41.96.25.11.12	41.96.25.21.12	41.96.26.11.12	41.96.26.21.12	41.96.29.11.12	41.96.29.21.12
	41.96.34.11.12	41.96.34.21.12	41.96.35.11.12	41.96.35.21.12	41.96.36.11.12	41.96.36.21.12	41.96.39.11.12	41.96.39.21.12
	41.96.14.11.24	41.96.14.21.24	41.96.15.11.24	41.96.15.21.24	41.96.16.11.24	41.96.16.21.24	41.96.19.11.24	41.96.19.21.24
	41.96.24.11.24	41.96.24.21.24	41.96.25.11.24	41.96.25.21.24	41.96.26.11.24	41.96.26.21.24	41.96.29.11.24	41.96.29.21.24
	41.96.34.11.24	41.96.34.21.24	41.96.35.11.24	41.96.35.21.24	41.96.36.11.24	41.96.36.21.24	41.96.39.11.24	41.96.39.21.24
	41.96.14.12.06	41.96.14.22.06	41.96.15.12.06	41.96.15.22.06	41.96.16.12.06	41.96.16.22.06	41.96.19.12.06	41.96.19.22.06
	41.96.24.12.06	41.96.24.22.06	41.96.25.12.06	41.96.25.22.06	41.96.26.12.06	41.96.26.22.06	41.96.29.12.06	41.96.29.22.06
	41.96.34.12.06	41.96.34.22.06	41.96.35.12.06	41.96.35.22.06	41.96.36.12.06	41.96.36.22.06	41.96.39.12.06	41.96.39.22.06
	41.96.14.12.12	41.96.14.22.12	41.96.15.12.12	41.96.15.22.12	41.96.16.12.12	41.96.16.22.12	41.96.19.12.12	41.96.19.22.12
	41.96.24.12.12	41.96.24.22.12	41.96.25.12.12	41.96.25.22.12	41.96.26.12.12	41.96.26.22.12	41.96.29.12.12	41.96.29.22.12
	41.96.34.12.12	41.96.34.22.12	41.96.35.12.12	41.96.35.22.12	41.96.36.12.12	41.96.36.22.12	41.96.39.12.12	41.96.39.22.12
	41.96.14.12.24	41.96.14.22.24	41.96.15.12.24	41.96.15.22.24	41.96.16.12.24	41.96.16.22.24	41.96.19.12.24	41.96.19.22.24
	41.96.24.12.24	41.96.24.22.24	41.96.25.12.24	41.96.25.22.24	41.96.26.12.24	41.96.26.22.24	41.96.29.12.24	41.96.29.22.24
	41.96.34.12.24	41.96.34.22.24	41.96.35.12.24	41.96.35.22.24	41.96.36.12.24	41.96.36.22.24	41.96.39.12.24	41.96.39.22.24

### Nomenclature - Illuminated Mushroom Head Pushbutton

Ordering	Description	Sample
2	Red	
3	Amber	
4	Yellow	
5	Green	
6	Blue	
9	White	

## Dimensions

Round	Square	Rectangular
<p><b>Pushbuttons</b></p>	<p><b>Pushbuttons</b></p>	<p><b>Pushbuttons</b></p>
<p><b>Key Selector Switches</b></p>	<p><b>Key Selector Switches</b></p>	<p><b>Key Selector Switches</b></p>

All dimension are in mm.

## Selector Switch Contact Arrangement

Positions		1NO-1NC		2NO-2NC		3NO-3NC	
90° 2 Positions	Left ↺	U	—	U	$\begin{array}{c} 1 \bigcirc \text{---} \bigcirc 2 \\ 3 \bigcirc \quad \bigcirc 4 \end{array}$	U	$\begin{array}{c} 1 \bigcirc \text{---} \bigcirc 2 \\ 3 \bigcirc \quad \bigcirc 4 \end{array}$
		M	$\begin{array}{c} 1 \bigcirc \text{---} \bigcirc 2 \\ 3 \bigcirc \quad \bigcirc 4 \end{array}$	M	—	M	$\begin{array}{c} 1 \bigcirc \text{---} \bigcirc 2 \\ 3 \bigcirc \quad \bigcirc 4 \end{array}$
		L	—	L	$\begin{array}{c} 1 \bigcirc \text{---} \bigcirc 2 \\ 3 \bigcirc \quad \bigcirc 4 \end{array}$	L	$\begin{array}{c} 1 \bigcirc \text{---} \bigcirc 2 \\ 3 \bigcirc \quad \bigcirc 4 \end{array}$
	Right ↻	U	—	U	$\begin{array}{c} 1 \bigcirc \quad \bigcirc 2 \\ 3 \bigcirc \text{---} \bigcirc 4 \end{array}$	U	$\begin{array}{c} 1 \bigcirc \quad \bigcirc 2 \\ 3 \bigcirc \text{---} \bigcirc 4 \end{array}$
		M	$\begin{array}{c} 1 \bigcirc \quad \bigcirc 2 \\ 3 \bigcirc \text{---} \bigcirc 4 \end{array}$	M	—	M	$\begin{array}{c} 1 \bigcirc \quad \bigcirc 2 \\ 3 \bigcirc \text{---} \bigcirc 4 \end{array}$
		L	—	L	$\begin{array}{c} 1 \bigcirc \quad \bigcirc 2 \\ 3 \bigcirc \text{---} \bigcirc 4 \end{array}$	L	$\begin{array}{c} 1 \bigcirc \quad \bigcirc 2 \\ 3 \bigcirc \text{---} \bigcirc 4 \end{array}$
45° 3 Positions	Left ↺	U	—	U	$\begin{array}{c} 1 \bigcirc \text{---} \bigcirc 2 \\ 3 \bigcirc \quad \bigcirc 4 \end{array}$	U	$\begin{array}{c} 1 \bigcirc \text{---} \bigcirc 2 \\ 3 \bigcirc \quad \bigcirc 4 \end{array}$
		M	—	M	—	M	$\begin{array}{c} 1 \bigcirc \quad \bigcirc 2 \\ 3 \bigcirc \text{---} \bigcirc 4 \end{array}$
		L	—	L	$\begin{array}{c} 1 \bigcirc \quad \bigcirc 2 \\ 3 \bigcirc \text{---} \bigcirc 4 \end{array}$	L	$\begin{array}{c} 1 \bigcirc \quad \bigcirc 2 \\ 3 \bigcirc \text{---} \bigcirc 4 \end{array}$
	Center ⊕	U	—	U	$\begin{array}{c} 1 \bigcirc \text{---} \bigcirc 2 \\ 3 \bigcirc \quad \bigcirc 4 \end{array}$	U	$\begin{array}{c} 1 \bigcirc \text{---} \bigcirc 2 \\ 3 \bigcirc \quad \bigcirc 4 \end{array}$
		M	—	M	—	M	$\begin{array}{c} 1 \bigcirc \text{---} \bigcirc 2 \\ 3 \bigcirc \quad \bigcirc 4 \end{array}$
		L	—	L	$\begin{array}{c} 1 \bigcirc \text{---} \bigcirc 2 \\ 3 \bigcirc \quad \bigcirc 4 \end{array}$	L	$\begin{array}{c} 1 \bigcirc \text{---} \bigcirc 2 \\ 3 \bigcirc \quad \bigcirc 4 \end{array}$
	Right ↻	U	—	U	$\begin{array}{c} 1 \bigcirc \quad \bigcirc 2 \\ 3 \bigcirc \text{---} \bigcirc 4 \end{array}$	U	$\begin{array}{c} 1 \bigcirc \quad \bigcirc 2 \\ 3 \bigcirc \text{---} \bigcirc 4 \end{array}$
		M	—	M	—	M	$\begin{array}{c} 1 \bigcirc \quad \bigcirc 2 \\ 3 \bigcirc \text{---} \bigcirc 4 \end{array}$
		L	—	L	$\begin{array}{c} 1 \bigcirc \text{---} \bigcirc 2 \\ 3 \bigcirc \quad \bigcirc 4 \end{array}$	L	$\begin{array}{c} 1 \bigcirc \text{---} \bigcirc 2 \\ 3 \bigcirc \quad \bigcirc 4 \end{array}$

**U:** Upper Contact Blocks  
**M:** Middle Contact Blocks  
**L:** Lower Contact Blocks

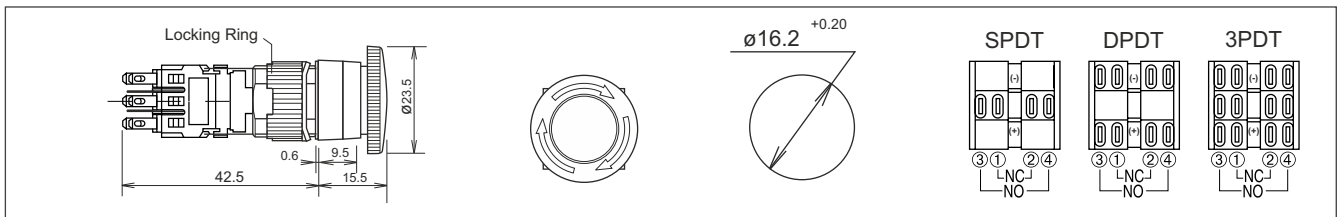
**Note:**

- Turn off the power to the 41 series control units before starting installation to prevent fire hazard.

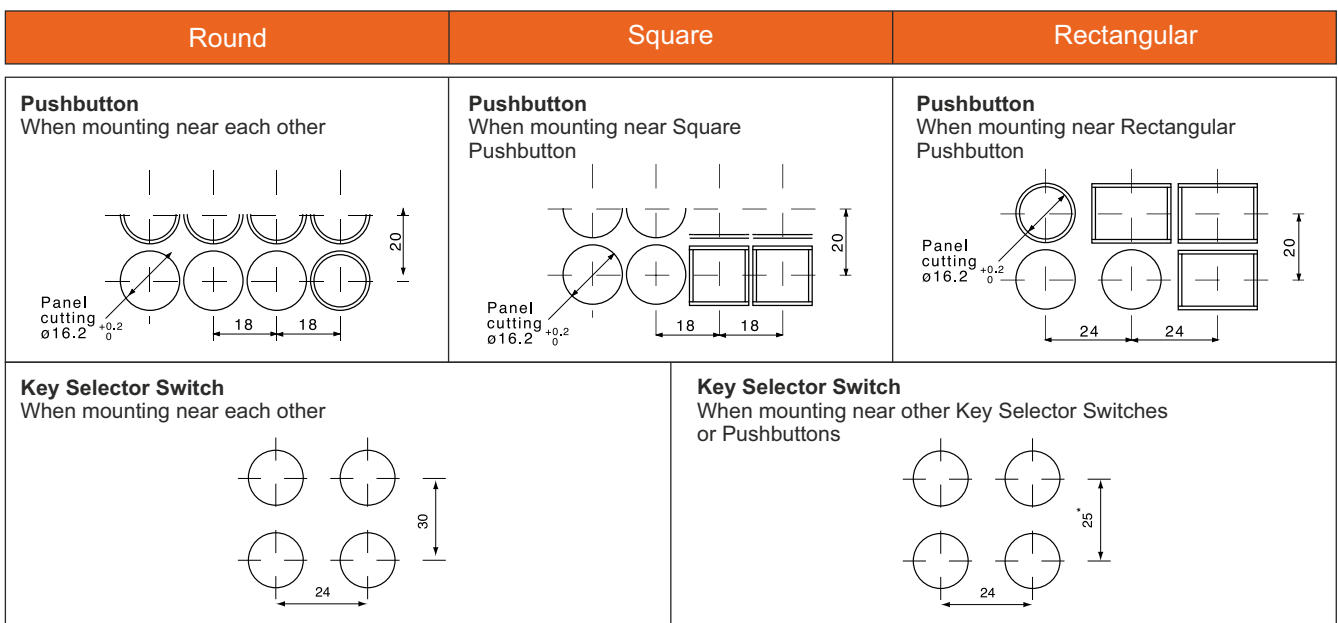
## Emergency Stop

Appearance	Operation Type	Contact	Color	Model No.	
				IP40	IP65
 Round	Pushlock Turn Reset	1NO-1NC	Red	41.08.12.10	41.08.12.20
	Pushlock Turn Reset	2NO-2NC	Red	41.08.22.10	41.08.22.20
	Pushlock Turn Reset	3NO-3NC	Red	41.08.32.10	41.08.32.20

## Dimensions - Emergency Stop



## Mounting Space



## Safety Precautions

### Pushbutton Replacement

Make sure pushbuttons are not locked, In the case of illuminated or Non Illuminated pushbutton switches. This could result in malfunctioning of the pushbuttons.

### Contact block

Deformation or damage may occur If excessive force is applied when attempting to open the support legs for the contact block holder.

### Handling












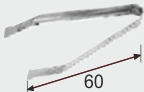





Do not apply torque in excess of 1.0 N.m to operate the selectors switches. Required operating force of switches is less than 0.1 N.m.

Make sure to operate the pushbuttons by hand. Do not tap on a pushbuttons to turn it Off and On, this may result in malfunctioning and damage.

### Operation

Do not use a hitting or bouncing action to operate the button that may result in breakage of the lens.

## Accessories

Shape	Material	Type No	Remarks / Dimensions	
	 Maintained	40.02.12.11	<ul style="list-style-type: none"> <li>Used to protect pushbuttons from inadvertent operation.</li> <li>Degree of protection: IP65</li> </ul>	
	Rectangular units (90° open)	 Maintained  Spring Return	40.02.13.11 40.02.13.12	<ul style="list-style-type: none"> <li>Used to protect pushbuttons from inadvertent operation.</li> <li>Degree of protection: IP65</li> </ul>
	For Round/ Square units (180° open)	 Maintained  Spring Return	40.02.02.11 40.02.02.12	<ul style="list-style-type: none"> <li>Used to protect pushbuttons from inadvertent operation.</li> <li>Degree of protection: IP65</li> </ul>
	Rectangular units (180° open)	 Maintained  Spring Return	40.02.03.11 40.02.03.12	<ul style="list-style-type: none"> <li>Used to protect pushbuttons from inadvertent operation.</li> <li>Degree of protection: IP65</li> </ul>
	Locking Ring Wrench	Metal (nickel-plated brass)	40.02.01	<ul style="list-style-type: none"> <li>Used to tighten the locking ring when installing 40 series control units into a panel.</li> <li>Tighten the locking ring to a torque of 0.88 N-m maximum</li> </ul>
	Lamp Holder Tool	Rubber	40.02.02	<ul style="list-style-type: none"> <li>Used to install and remove the LED lamps.</li> </ul>
	Lens Removal Tool	Stainless steel	40.02.03	<ul style="list-style-type: none"> <li>Used to install and remove lenses and buttons.</li> </ul>
	For round units	Translucent cover: elastomer Black part: polypropylene	40.02.31	<ul style="list-style-type: none"> <li>When mounting the control units with the dust covers installed.</li> <li>Operating temperature: -10 to +55°C</li> </ul>
	For square units		40.02.32	
	For rectangular units		40.02.33	
	For round & square units	Translucent cover: elastomer Black part: polypropylene	40.02.41	<ul style="list-style-type: none"> <li>When mounting the control units with the dust covers installed.</li> <li>Operating temperature: -10 to +55°C</li> </ul>
	For rectangular units		40.02.42	
	Terminal cover	Translucent nylon (white)	40.02.4	<ul style="list-style-type: none"> <li>When wiring the terminals, insert the lead wires into the terminal cover holes before soldering.</li> <li>Terminal cover is not attached and must be ordered separately.</li> </ul>
	Solder Terminal	-	40.02.51	<ul style="list-style-type: none"> <li>Plugs on the rear of the 40 series control units</li> </ul>
	PC Board Terminal		40.02.52	
	Connector Lug	Crimp Terminal	Brass	40.02.53



## Flush bezels





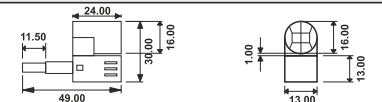
Shape	Panel Cut-out	Specification	Type No.	Remarks		
Round ø24mm	ø20.2mm	Metal (aluminum color)	40.03.10	• Degree of protection: IP65		
Round ø24mm	ø20.2mm	Plastic (black)	40.03.11	• Degree of protection: IP65		
Square 24x24mm	□20.2mm	Plastic (black)	40.03.21	• Degree of protection: IP65		
Rectangular 24x30mm	□20.2x26.2mm	Plastic (black)	40.03.31	• Degree of protection: IP65		
	Square (90° open)	Maintained Spring Return	□20.2mm	Guard (polyarylate) Base Plastic (black)	40.03.22.11	• Degree of protection: IP65
					40.03.22.12	
	Square (180° open)	Maintained Spring Return	□20.2mm	Guard (polyarylate) Base Plastic (black)	40.03.23.11	• Degree of protection: IP65
					40.03.23.12	
	Rectangular (90° open)	Maintained Spring Return	□20.2x26.2mm	Guard (polyarylate) Base Plastic (black)	40.03.33.11	• Degree of protection: IP65
					40.03.33.12	
	Rectangular (180° open)	Maintained Spring Return	□20.2x26.2mm	Guard (polyarylate) Base Plastic (black)	40.03.34.11	• Degree of protection: IP65
					40.03.34.12	

## Lamps

Operating Voltage	Current Draw		Color	Type No. For LED	Type No. For Filament Lamp
	AC	DC			
6V DC ±5%	-	8 mA	Red	40.01.66.2	40.01.76.0
			Amber	40.01.66.3	
			Yellow	40.01.66.4	
			Green	40.01.66.5	
			Blue	40.01.66.6	
			White	40.01.66.9	
12V DC ±10%	9 mA	8 mA	Red	40.01.62.2	40.01.72.0
			Amber	40.01.62.3	
			Yellow	40.01.62.4	
			Green	40.01.62.5	
			Blue	40.01.62.6	
			White	40.01.62.9	
24V DC ±10%	9 mA	8 mA	Red	40.01.64.2	40.01.74.0
			Amber	40.01.64.3	
			Yellow	40.01.64.4	
			Green	40.01.64.5	
			Blue	40.01.64.6	
			White	40.01.64.9	














All dimensions are in mm.

## Accessories

Shape	Material	Type No	Remarks / Dimensions	
 Mounting Hole Plug	Rubber	Nitril rubber (black)	40.02.6	<ul style="list-style-type: none"> <li>• Degree of protection: IP65</li> </ul> 
 Protective Guard	–	Nylon	40.02.7	<ul style="list-style-type: none"> <li>• Avoid accidental operations</li> </ul>
 Adapter	–	Black part: Nylon-66	40.00.230	

\*ALL DIMENSION IN MILLIMETER (mm)\*

## Accessories

Shape	Specification	Color	Type No	Shape	Specification	Color	Type No	
 Lens	Round	Polyarylate	Red	40.01.11.2	 Lens	Translucent Color lens	Red	40.01.43.12
			Amber	40.01.11.3			Amber	40.01.43.13
			Yellow	40.01.11.4			Yellow	40.01.43.14
			Green	40.01.11.5			Green	40.01.43.15
			Blue	40.01.11.6			Blue	40.01.43.16
 Lens	Square	Polyarylate	White	40.01.11.9	Rectangular (installed on square units)	Opaque button	White	40.01.43.19
			Red	40.01.12.2			Red	40.01.43.22
			Amber	40.01.12.3			Amber	40.01.43.23
			Yellow	40.01.12.4			Yellow	40.01.43.24
			Green	40.01.12.5			Green	40.01.43.25
 Lens	Rectangular	Polyarylate	Blue	40.01.12.6	Round (installed on round units)	Translucent Color lens	Blue	40.01.43.26
			White	40.01.12.9			White	40.01.43.29
			Red	40.01.13.2			Red	40.01.41.12
			Amber	40.01.13.3			Amber	40.01.41.13
			Yellow	40.01.13.4			Yellow	40.01.41.14
 Button	Round	Polyarylate	Green	40.01.13.5	Large Lens Unit	Opaque button	Green	40.01.41.15
			Blue	40.01.13.6			Blue	40.01.41.16
			White	40.01.13.9			White	40.01.41.19
			Red	40.01.21.2			Red	40.01.41.22
			Amber	40.01.21.3			Amber	40.01.41.23
 Button	Square	Polyarylate	Yellow	40.01.21.4	Square (installed on square units)	Translucent Color lens	Yellow	40.01.41.24
			Green	40.01.21.5			Green	40.01.41.25
			Blue	40.01.21.6			Blue	40.01.41.26
			White	40.01.21.9			White	40.01.41.29
			Red	40.01.22.2			Red	40.01.42.12
 Button	Rectangular	Polyarylate	Amber	40.01.22.3	Large Lens Unit	Opaque button	Amber	40.01.42.13
			Yellow	40.01.22.4			Yellow	40.01.42.14
			Green	40.01.22.5			Green	40.01.42.15
			Blue	40.01.22.6			Blue	40.01.42.16
			White	40.01.22.9			White	40.01.42.19
 Marking Plate	Round	Acrylic	Red	40.01.23.2	Round	Opaque	Black	40.01.50
			Amber	40.01.23.3				
			Yellow	40.01.23.4				
			Green	40.01.23.5				
			Blue	40.01.23.6				
 Marking Plate	Square	Acrylic	White	40.01.23.9	Square	Metal	Silver	40.01.51
			Red	40.01.32.2				
			Amber	40.01.32.3				
			Yellow	40.01.32.4				
			Green	40.01.32.5				
 Marking Plate	Rectangular	Acrylic	Blue	40.01.32.6	Round	Opaque	Black	40.01.52
			White	40.01.32.9				
			Red	40.01.33.2				
			Amber	40.01.33.3				
			Yellow	40.01.33.4				
 Locking Ring	Square	Acrylic	Green	40.01.33.5	Square	Metal	Silver	40.01.51
			Blue	40.01.33.6				
			White	40.01.33.9				
			Red	40.01.33.2				
			Amber	40.01.33.3				
 Anti-rotation Ring	Rectangular	Acrylic	Yellow	40.01.33.4	Round	Opaque	Black	40.01.50
			Green	40.01.33.5				
			Blue	40.01.33.6				
			White	40.01.33.9				
			Red	40.01.33.2				
 Spare key	Square	Acrylic	Blue	40.01.33.6	Square	Metal	Silver	40.01.51
			White	40.01.33.9				
			Red	40.01.33.2				
			Amber	40.01.33.3				
			Yellow	40.01.33.4				

## Terms And Conditions

Please read this catalog before purchasing any products. Please consult your *WERNER* representative for any clarifications or comments.

## Application Considerations

*WERNER* shall not be responsible for conformity with any regulations, codes or standards that apply to use of the products. *WERNER* shall provide applicable third party certification documents identifying ratings and limitations of use that apply to the products in case of the customer's request.

Prevent use the products for an application involving risk to life or property. Be sure that the *WERNER*'s products are properly rated and installed for the overall system or equipment.

*WERNER* shall not be responsible for the user's programming of a programmable products.

## Warranty

*WERNER*'s warranty represents that the products are free from defects in materials and workmanship for a period of one year.

*WERNER* shall not be responsible for any special loss of profit, commercial loss, indirect or consequential damages relevant to products.

*WERNER* shall not be responsible for repair, warranty or any claims regarding the products unless *WERNER*'s Analysis confirm that the products were properly stored, installed, handled, maintained and not a result of accident, insufficient, abuse, misuse, natural disaster, improper installation excessive electrical supply, environmental conditions or abnormal mechanical.

## Disclaimers

*WERNER* shall practice to change type/model numbers when published ratings or features are changed, however some specifications of the products may be changed without any notice.

When in doubt, please consult with your *WERNER* representative to confirm actual specifications of products.

*WERNER* shall change product specifications and accessories at any time based on improvements and other reasons.

The information in this catalog has been carefully checked. However, *WERNER* take no responsibilities for clerical, typographical or proofreading errors.



# WERNER

Inventing Innovation...

**H.Q.**

**Werner Electric Private Limited**

Plot No.: 166, Hebbal Industrial Area, Mysore - 570016, India.  
Tel: +91 73539 47299, E-mail: info@wernerelektrik.com

**Werner Malaysia Sdn Bhd,**

45-2, Jalan Tiara 2B, Bandar Baru Klang,  
41150, Klang, Selangor, Malaysia.

Tel: +60 13 533 3348, E-mail: info@wernerelektrik.com

**Werner Elektrik Türkiye**

Ayazağa Mah. Mimar Sinan Sok. Seba Office Boulevard.  
D Blok. No.: 21D/45 Sariyer / İstanbul, Türkiye.

Tekefon: +90 539 829 25 07 , E-posta: info@wernerelektrik.com

[www.wernerelektrik.com](http://www.wernerelektrik.com)