

PRODUCT SPECIFICATION

40 Series Switches and Pilot Lights



Technical Data.....	1
Specification.....	2
Model Number Structure - Indicators.....	3
Model Number Structure - Pushbuttons.....	4
Model Number Structure - Selector Switch.....	5
Model Number Structure - Key Selector Switch.....	6
Model Number Structure - Illuminated Selector Switch.....	7
Indicator.....	8 - 9
Non-Illuminated Pushbutton.....	10 - 11
Illuminated Pushbutton.....	12 - 17
Illuminated Mushroom Head Pushbutton.....	20 - 25
Selector Switches.....	26
Key Selector Switches.....	27 - 29
Illuminated Selector Switches.....	30 - 41
Emergency Stop Pushbuttons (Pushlock Turn Reset).....	43
Buzzer.....	43
Flush bezels	44
Accessories.....	45
Lamps.....	46
Safety Precautions and Operating Instructions.....	47

Switches and Indicators



WERNER'S 40 Series Switches & Indicator devices provide the widest selection of switch actions and applications in any series of switches combined with matching indicators in the industry and are the first choice for many of our very demanding industrial clients with a view on highest quality on reasonable prices.

Features Overview

- Choose between illuminated & non-illuminated switches & indicators with 16mm (5/8") shafts
- Choose from LED's between 6V, 12V, 24V, 110V and 220V for AC and DC
- Fitting any application with round, squared and rectangular bezel shapes
- Very compact design to match in standard 16mm (5/8") drill holes
- In-built current limiting resistor and gasket lenses for LED's
- Double throw contacts provide perfect connectivity

Highlights

- Widest product variety such as pushbuttons, indicators, selector switches, key switches, key reset switches as well as push-lock versions
- All contacts of all models gold plated for best possible connectivity
- Internal snap action provides unfailing switching and positioning
- Very elegant, stylish and future looking product design
- Ideal product for to use in connection with PLC's

40 Series Switches & Indicators by WERNER are the product of your choice if you have to satisfy your our your customers highest demands in view of product quality combined with high expectations on product & panel design using a complete series of matching products from only one full range supplier.

Technical Data

Conventional free air thermal current I_{th}

5 A, as per EN IEC 60947-5-1

Switch rating

Switch rating AC with silver contact (gold plated), 250 VAC, 1A, services category AC-15, as per EN IEC 60947-5-1

Short-circuit protection

Series-connected blow-out fuse 5 A gL

Environmental conditions

Switching system

Self cleaning, double-break slow-make element with four-path contacts (contact opening width 2 x 1.5 mm). The slow-make elements are constructed as per EN IEC 60947-5-1.

Electrical characteristics

Conventional free air thermal current I_{th}

5 A, as per EN IEC 60947-5-1
the maximum current in continuous operation and at ambient temperature must not exceed the quoted maximum values.

Switch rating

Switch rating AC (inductive) with silver contact (gold plated), service category AC-13, as per EN IEC 60947-5-1

Switch rating AC (inductive) with silver contact (gold plated), service category AC-14, as per EN IEC 60947-5-1

Switch rating (non-inductive) with silver contact (gold-plated)

Switch rating DC with silver contact (gold plated), service category DC-13, as per EN IEC 60947-5-1

Recommended minimum operational data

Silver contact (Soldering terminal) 5V AC/DC, 1mA

Short-circuit protection

Series-connected blow-out fuse 10 A gL

Over voltage category

III, as per EN IEC 60947-5-1

Degree of pollution

3, as per EN IEC 60947-1

Material

Mushroom-head cap

Polyamide (PA)

Actuator housing

Polyetherimide (PEI), self-extinguishing

Switching element

Polyamide (PA), Polysulfon (PSU)

Material of contact

Silver (Ag)

Approvals

Approbations and Declaration of conformity

CE

CE

Mechanical characteristics

Terminals

Soldering terminal

max.wire-cross section 2 x 1.0mm²

max.wire-cross section of stranded cable

1 x 0.75 mm² also pluggable 2.8 x 0.5 mm

Actuating force

max. 65 N (measured on mushroom-head cap)

Unlock torque

15 Ncm

Actuating travel

5.5 mm

Rebound time

≤2 ms

Contact Ratings (Contact Block)

Rated Insulation Voltage		250V			
Rated Thermal Current		5A			
Operating Voltage (AC/DC)		12V	24V	110V	220V
AC 50/60 Hz	Resistive Load	—	—	1A	0.7A
	Inductive Load	—	—	0.9A	0.7A
DC	Resistive Load	1A	1A	0.3A	—
	Inductive Load	0.9A	0.9A	0.7A	—
Contact Material		Gold-plated silver			

• Minimum applicable load: 5V AC/DC, 1 mA
(applicable range may vary with operating conditions and load types)







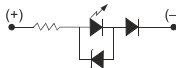
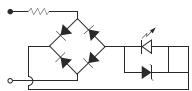



Weight

Weight (approx.)	40.24	10g
	40.1	8g
	40.21	9g
	40.81	11g
	40.42	11g
	40.62	23g

Specifications

Operating Temperature		-20 to +70°C (no freezing)
Storage Temperature		-30 to +80°C
Operating Humidity		45 to 85% RH (no condensation)
Contact Resistance		50 mΩ maximum (Initial value)
Insulation Resistance		100 MΩ minimum
Dielectric Strength	Switch Unit	Between live and dead metal parts: 2,000V AC, 1 minute Between terminals of different poles: 2,000V AC, 1 minute Between terminals of the same pole: 1,000V AC, 1 minute Between contact and lamp terminals: 1,500V AC, 1 minute
	Illumination Unit	Between live part and ground: 2,000V AC, 1 minute
Vibration Resistance		Operating extremes: 5 to 65 Hz, amplitude 1mm
Shock Resistance		Damage limits: 500 m/s ² (50G) Operating extremes: 200 m/s ² (20G)
Mechanical Durability (minimum operations)		Momentary: 1,250,000 operations Maintained: 250,000 operations Pushlock Turn Reset: 100,000 operations Selector Switch: 250,000 operations Key Selector Switch: 250,000 operations
Electrical Durability (minimum operations)		Other than Maintained: 1000,000 operations Maintained: 100,000 operations (Switching frequency 1200 operations/h)
Degree of Protection		Enclosed (IP40) Waterproof, dust-tight (IP65)

LED Lamp Ratings

Type No.	6V	12V	24V
Lamp Base	Exclusive for 40 series control units		
Voltage Range	6V DC ±5%	12V AC/DC ±10	24V AC/DC ±10%
Ranged Voltage	6V DC	12V AC/DC	24V AC/DC
Current Draw	—	9mA	9 mA
	8 mA	8 mA	8 mA
Color	Red 		
	Amber 		
	Yellow 		
	Green 		
	Blue 		
	White 		
Lamp Base Color	Same as illumination color		
Voltage Marking	Stamped on the base		
Life (reference value)	Approx. 100,000 hours (The luminance is reduced to 50% the initial intensity when used on complete DC.)		
Internal Circuit	  <ul style="list-style-type: none">  LED Chip  Protection Diode  Zener Diode 		

Model Number Structure - Indicators



40.14.02.11.06

Series	
40	Series Switches and Indicators

Operation Type	
1	Indicators

Shape	
4	Round Illuminated
5	Square Illuminated
6	Rectangular Illuminated

Contact	
0	No Contacts

Voltage	
06	6V AC/DC
12	12V AC/DC
24	24V AC/DC

Lamp Type	
1	LED
2	Filament

Protection	
1	P40
2	IP65

Color	
2	Red
3	Amber
4	Yellow
5	Green
6	Blue
9	White

Model Number Structure - Pushbuttons



40.24.12.21.06

Series	
40	40 Series Switches and Indicators

Operation Type	
2	Push Button (Momentary)
3	Push Button (Maintained)
8	Mushroom Head (Momentary)
9	Mushroom Head (Maintained)
0	Accessories

Shape	
1	Round Non-Illuminated
2	Square Non-Illuminated
3	Rectangular Non-Illuminated
4	Round Illuminated
5	Square Illuminated
6	Rectangular Illuminated

Contact	
1	SPDT
2	DPDT

Voltage	
00	No Voltage
06	6V AC/DC
12	12V AC/DC
24	24V AC/DC

Lamp Type	
0	No Lamp
1	LED
2	Filament

Protection	
1	IP40
2	IP65

Color	
2	Red
3	Amber
4	Yellow
5	Green
6	Blue
9	White
0	Black

Model Number Structure - Selector Switch



40.52.10.11

Series	
40	Series Switches and Indicators

Operation Type	
4	Selector Switch 90° - 2 Positions
5	Selector Switch 45° - 3 Positions

Shape	
1	Round Non-Illuminated
2	Square Non-Illuminated
3	Rectangular Non-Illuminated

Position	
1	Maintained
2	Spring Return From Right
3	Spring Return From Left
4	Spring Return Two Ways

Protection	
1	IP40
2	IP65

Color	
0	Black

Contact	
1	SPDT
2	DPDT

Model Number Structure - Key Selector Switch



40.62.10.111

Series	
40	Series Switches and Indicators

Operation Type	
6	Key Selector Switch 90°- 2 Positions
7	Key Selector Switch 45°- 3 Positions

Shape	
1	Round Non-Illuminated
2	Square Non-Illuminated
3	Rectangular Non-Illuminated

Contact	
1	SPDT
2	DPDT

Color	
0	Black

Key Retained / Removable	
1	Key Removable at all sides
2	Key Retained at Right
3	Key Retained at Left
4	Key Retained at Right & Left
5	Key Retained at Center
6	Key Retained at Center & Right
7	Key Retained at Center & Left

Position	
1	Maintained
2	Spring Return From Right
3	Spring Return From Left
4	Spring Return Two Ways

Protection	
1	IP40
2	IP65

Model Number Structure - Illuminated Selector Switch



40.45.12.112.12

Series	
40	Series Switches and Indicators

Operation Type	
4	Selector Switch 90°- 2 Positions
5	Selector Switch 45°- 3 Positions

Shape	
4	Round Illuminated
5	Square Illuminated
6	Rectangular Illuminated

Contact	
1	SPDT
2	DPDT

Color	
2	Red
3	Amber
4	Yellow
5	Green
6	Blue
9	White

Voltage	
06	6V AC/DC
12	12V AC/DC
24	24V AC/DC

Lamp Type	
1	LED
2	Filament

Position	
1	Maintained
2	Spring Return From Right
3	Spring Return From Left
4	Spring Return Two Ways

Protection	
1	IP40
2	IP65

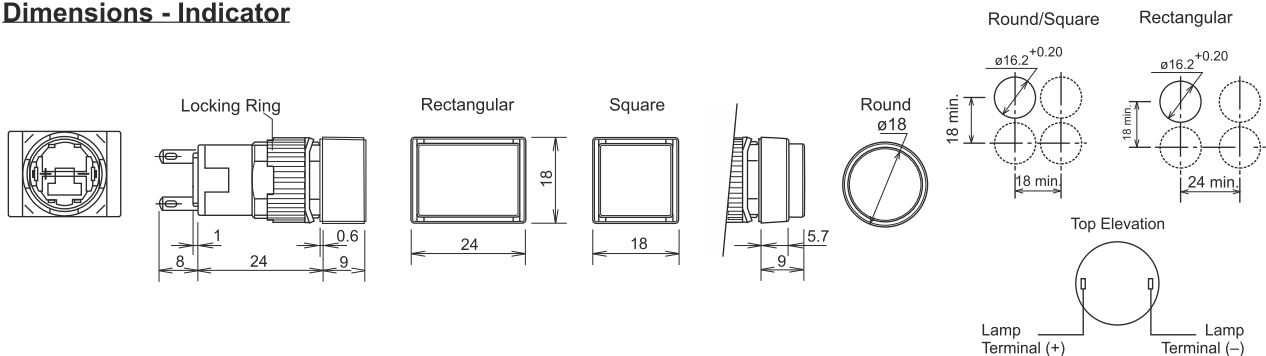
40 Series Ø16mm Switches & Pilot Lights

WERNER

Indicator





Appearance	Lamp	Voltage	Red		Amber		
			IP40	IP65	IP40	IP65	
 <p>Round</p>	LED	6V	40.14.02.11.06	40.14.02.21.06	40.14.03.11.06	40.14.03.21.06	
		12V	40.14.02.11.12	40.14.02.21.12	40.14.03.11.12	40.14.03.21.12	
		24V	40.14.02.11.24	40.14.02.21.24	40.14.03.11.24	40.14.03.21.24	
	Filament	6V	40.14.02.12.06	40.14.02.22.06	40.14.03.12.06	40.14.03.22.06	
		12V	40.14.02.12.12	40.14.02.22.12	40.14.03.12.12	40.14.03.22.12	
		24V	40.14.02.12.24	40.14.02.22.24	40.14.03.12.24	40.14.03.22.24	
 <p>Square</p>	LED	6V	40.15.02.11.06	40.15.02.21.06	40.15.03.11.06	40.15.03.21.06	
		12V	40.15.02.11.12	40.15.02.21.12	40.15.03.11.12	40.15.03.21.12	
		24V	40.15.02.11.24	40.15.02.21.24	40.15.03.11.24	40.15.03.21.24	
	Filament	6V	40.15.02.12.06	40.15.02.22.06	40.15.03.12.06	40.15.03.22.06	
		12V	40.15.02.12.12	40.15.02.22.12	40.15.03.12.12	40.15.03.22.12	
		24V	40.15.02.12.24	40.15.02.22.24	40.15.03.12.24	40.15.03.22.24	
 <p>Rectangular</p>	LED	6V	40.16.02.11.06	40.16.02.21.06	40.16.03.11.06	40.16.03.21.06	
		12V	40.16.02.11.12	40.16.02.21.12	40.16.03.11.12	40.16.03.21.12	
		24V	40.16.02.11.24	40.16.02.21.24	40.16.03.11.24	40.16.03.21.24	
	Filament	6V	40.16.02.12.06	40.16.02.22.06	40.16.03.12.06	40.16.03.22.06	
		12V	40.16.02.12.12	40.16.02.22.12	40.16.03.12.12	40.16.03.22.12	
		24V	40.16.02.12.24	40.16.02.22.24	40.16.03.12.24	40.16.03.22.24	

Dimensions - Indicator

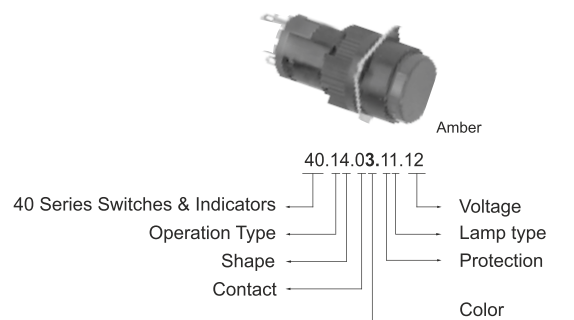








40 Series Ø16mm Switches & Pilot Lights

Indicator

Yellow 		Green 		Blue 		White 	
Ip40	Ip65	Ip40	Ip65	IP40	IP65	IP40	IP65
40.14.04.11.06	40.14.04.21.06	40.14.05.11.06	40.14.05.21.06	40.14.06.11.06	40.14.06.21.06	40.14.09.11.06	40.14.09.21.06
40.14.04.11.12	40.14.04.21.12	40.14.05.11.12	40.14.05.21.12	40.14.06.11.12	40.14.06.21.12	40.14.09.11.12	40.14.09.21.12
40.14.04.11.24	40.14.04.21.24	40.14.05.11.24	40.14.05.21.24	40.14.06.11.24	40.14.06.21.24	40.14.09.11.24	40.14.09.21.24
40.14.04.12.06	40.14.04.22.06	40.14.05.12.06	40.14.05.22.06	40.14.06.12.06	40.14.06.22.06	40.14.09.12.06	40.14.09.22.06
40.14.04.12.12	40.14.04.22.12	40.14.05.12.12	40.14.05.22.12	40.14.06.12.12	40.14.06.22.12	40.14.09.12.12	40.14.09.22.12
40.14.04.12.24	40.14.04.22.24	40.14.05.12.24	40.14.05.22.24	40.14.06.12.24	40.14.06.22.24	40.14.09.12.24	40.14.09.22.24
40.15.04.11.06	40.15.04.21.06	40.15.05.11.06	40.15.05.21.06	40.15.06.11.06	40.15.06.21.06	40.15.09.11.06	40.15.09.21.06
40.15.04.11.12	40.15.04.21.12	40.15.05.11.12	40.15.05.21.12	40.15.06.11.12	40.15.06.21.12	40.15.09.11.12	40.15.09.21.12
40.15.04.11.24	40.15.04.21.24	40.15.05.11.24	40.15.05.21.24	40.15.06.11.24	40.15.06.21.24	40.15.09.11.24	40.15.09.21.24
40.15.04.12.06	40.15.04.22.06	40.15.05.12.06	40.15.05.22.06	40.15.06.12.06	40.15.06.22.06	40.15.09.12.06	40.15.09.22.06
40.15.04.12.12	40.15.04.22.12	40.15.05.12.12	40.15.05.22.12	40.15.06.12.12	40.15.06.22.12	40.15.09.12.12	40.15.09.22.12
40.15.04.12.24	40.15.04.22.24	40.15.05.12.24	40.15.05.22.24	40.15.06.12.24	40.15.06.22.24	40.15.09.12.24	40.15.09.22.24
40.16.04.11.06	40.16.04.21.06	40.16.05.11.06	40.16.05.21.06	40.16.06.11.06	40.16.06.21.06	40.16.09.11.06	40.16.09.21.06
40.16.04.11.12	40.16.04.21.12	40.16.05.11.12	40.16.05.21.12	40.16.06.11.12	40.16.06.21.12	40.16.09.11.12	40.16.09.21.12
40.16.04.11.24	40.16.04.21.24	40.16.05.11.24	40.16.05.21.24	40.16.06.11.24	40.16.06.21.24	40.16.09.11.24	40.16.09.21.24
40.16.04.12.06	40.16.04.22.06	40.16.05.12.06	40.16.05.22.06	40.16.06.12.06	40.16.06.22.06	40.16.09.12.06	40.16.09.22.06
40.16.04.12.12	40.16.04.22.12	40.16.05.12.12	40.16.05.22.12	40.16.06.12.12	40.16.06.22.12	40.16.09.12.12	40.16.09.22.12
40.16.04.12.24	40.16.04.22.24	40.16.05.12.24	40.16.05.22.24	40.16.06.12.24	40.16.06.22.24	40.16.09.12.24	40.16.09.22.24

Nomenclature - Indicator



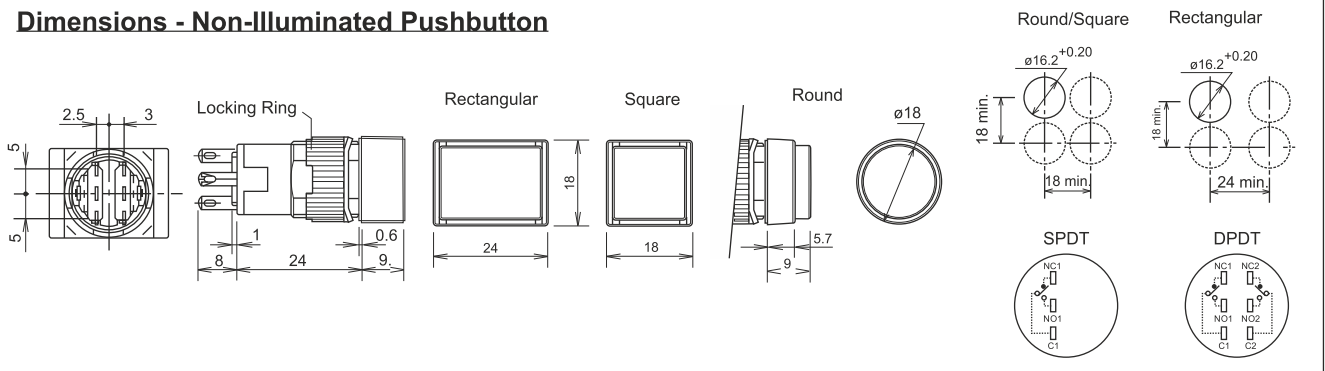
Ordering	Description	Sample
2	Red	
3	Amber	
4	Yellow	
5	Green	
6	Blue	
9	White	

40 Series Ø16mm Switches & Pilot Lights

Non-Illuminated Pushbutton

Appearance	Operation	Type	Contact	Red		Amber		Yellow
				IP40	IP65	IP40	IP65	IP40
 <p>Round</p>	Momentary	Opaque Button	SPDT	40.21.12.10.00	40.21.12.20.00	40.21.13.10.00	40.21.13.20.00	40.21.14.10.00
			DPDT	40.21.22.10.00	40.21.22.20.00	40.21.23.10.00	40.21.23.20.00	40.21.24.10.00
		Illuminated Lens	SPDT	40.24.12.10.00	40.24.12.20.00	40.24.13.10.00	40.24.13.20.00	40.24.14.10.00
			DPDT	40.24.22.10.00	40.24.22.20.00	40.24.23.10.00	40.24.23.20.00	40.24.24.10.00
	Maintained	Opaque Button	SPDT	40.31.12.10.00	40.31.12.20.00	40.31.13.10.00	40.31.13.20.00	40.31.14.10.00
			DPDT	40.31.22.10.00	40.31.22.20.00	40.31.23.10.00	40.31.23.20.00	40.31.24.10.00
		Illuminated Lens	SPDT	40.34.12.10.00	40.34.12.20.00	40.34.13.10.00	40.34.13.20.00	40.34.14.10.00
			DPDT	40.34.22.10.00	40.34.22.20.00	40.34.23.10.00	40.34.23.20.00	40.34.24.10.00
 <p>Square</p>	Momentary	Opaque Button	SPDT	40.22.12.10.00	40.22.12.20.00	40.22.13.10.00	40.22.13.20.00	40.22.14.10.00
			DPDT	40.22.22.10.00	40.22.22.20.00	40.22.23.10.00	40.22.23.20.00	40.22.24.10.00
		Illuminated Lens	SPDT	40.25.12.10.00	40.25.12.20.00	40.25.13.10.00	40.25.13.20.00	40.25.14.10.00
			DPDT	40.25.22.10.00	40.25.22.20.00	40.25.23.10.00	40.25.23.20.00	40.25.24.10.00
	Maintained	Opaque Button	SPDT	40.32.12.10.00	40.32.12.20.00	40.32.13.10.00	40.32.13.20.00	40.32.14.10.00
			DPDT	40.32.22.10.00	40.32.22.20.00	40.32.23.10.00	40.32.23.20.00	40.32.24.10.00
		Illuminated Lens	SPDT	40.35.12.10.00	40.35.12.20.00	40.35.13.10.00	40.35.13.20.00	40.35.14.10.00
			DPDT	40.35.22.10.00	40.35.22.20.00	40.35.23.10.00	40.35.23.20.00	40.35.24.10.00
 <p>Rectangular</p>	Momentary	Opaque Button	SPDT	40.23.12.10.00	40.23.12.20.00	40.23.13.10.00	40.23.13.20.00	40.23.14.10.00
			DPDT	40.23.22.10.00	40.23.22.20.00	40.23.23.10.00	40.23.23.20.00	40.23.24.10.00
		Illuminated Lens	SPDT	40.26.12.10.00	40.26.12.20.00	40.26.13.10.00	40.26.13.20.00	40.26.14.10.00
			DPDT	40.26.22.10.00	40.26.22.20.00	40.26.23.10.00	40.26.23.20.00	40.26.24.10.00
	Maintained	Opaque Button	SPDT	40.33.12.10.00	40.33.12.20.00	40.33.13.10.00	40.33.13.20.00	40.33.14.10.00
			DPDT	40.33.22.10.00	40.33.22.20.00	40.33.23.10.00	40.33.23.20.00	40.33.24.10.00
		Illuminated Lens	SPDT	40.36.12.10.00	40.36.12.20.00	40.36.13.10.00	40.36.13.20.00	40.36.14.10.00
			DPDT	40.36.22.10.00	40.36.22.20.00	40.36.23.10.00	40.36.23.20.00	40.36.24.10.00

Dimensions - Non-Illuminated Pushbutton

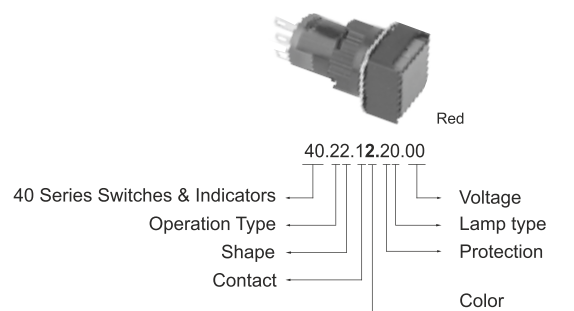


40 Series Ø16mm Switches & Pilot Lights

Non-Illuminated Pushbutton

Yellow		Green		Blue		White		Black	
IP65	IP40	IP65	IP40	IP65	IP40	IP65	IP40	IP65	
40.21.14.20.00	40.21.15.10.00	40.21.15.20.00	40.21.16.10.00	40.21.16.20.00	40.21.19.10.00	40.21.19.20.00	40.21.10.10.00	40.21.10.20.00	
40.21.24.20.00	40.21.25.10.00	40.21.25.20.00	40.21.26.10.00	40.21.26.20.00	40.21.29.10.00	40.21.29.20.00	40.21.20.10.00	40.21.20.20.00	
40.24.14.20.00	40.24.15.10.00	40.24.15.20.00	40.24.16.10.00	40.24.16.20.00	40.24.19.10.00	40.24.19.20.00	40.24.10.10.00	40.24.10.20.00	
40.24.24.20.00	40.24.25.10.00	40.24.25.20.00	40.24.26.10.00	40.24.26.20.00	40.24.29.10.00	40.24.29.20.00	40.24.20.10.00	40.24.20.20.00	
40.31.14.20.00	40.31.15.10.00	40.31.15.20.00	40.31.16.10.00	40.31.16.20.00	40.31.19.10.00	40.31.19.20.00	40.31.10.10.00	40.31.10.20.00	
40.31.24.20.00	40.31.25.10.00	40.31.25.20.00	40.31.26.10.00	40.31.26.20.00	40.31.29.10.00	40.31.29.20.00	40.31.20.10.00	40.31.20.20.00	
40.34.14.20.00	40.34.15.10.00	40.34.15.20.00	40.34.16.10.00	40.34.16.20.00	40.34.19.10.00	40.34.19.20.00	40.34.10.10.00	40.34.10.20.00	
40.34.24.20.00	40.34.25.10.00	40.34.25.20.00	40.34.26.10.00	40.34.26.20.00	40.34.29.10.00	40.34.29.20.00	40.34.20.10.00	40.34.20.20.00	
40.22.14.20.00	40.22.15.10.00	40.22.15.20.00	40.22.16.10.00	40.22.16.20.00	40.22.19.10.00	40.22.19.20.00	40.22.10.10.00	40.22.10.20.00	
40.22.24.20.00	40.22.25.10.00	40.22.25.20.00	40.22.26.10.00	40.22.26.20.00	40.22.29.10.00	40.22.29.20.00	40.22.20.10.00	40.22.20.20.00	
40.25.14.20.00	40.25.15.10.00	40.25.15.20.00	40.25.16.10.00	40.25.16.20.00	40.25.19.10.00	40.25.19.20.00	40.25.10.10.00	40.25.10.20.00	
40.25.24.20.00	40.25.25.10.00	40.25.25.20.00	40.25.26.10.00	40.25.26.20.00	40.25.29.10.00	40.25.29.20.00	40.25.20.10.00	40.25.20.20.00	
40.32.14.20.00	40.32.15.10.00	40.32.15.20.00	40.32.16.10.00	40.32.16.20.00	40.32.19.10.00	40.32.19.20.00	40.32.10.10.00	40.32.10.20.00	
40.32.24.20.00	40.32.25.10.00	40.32.25.20.00	40.32.26.10.00	40.32.26.20.00	40.32.29.10.00	40.32.29.20.00	40.32.20.10.00	40.32.20.20.00	
40.35.14.20.00	40.35.15.10.00	40.35.15.20.00	40.35.16.10.00	40.35.16.20.00	40.35.19.10.00	40.35.19.20.00	40.35.10.10.00	40.35.10.20.00	
40.35.24.20.00	40.35.25.10.00	40.35.25.20.00	40.35.26.10.00	40.35.26.20.00	40.35.29.10.00	40.35.29.20.00	40.35.20.10.00	40.35.20.20.00	
40.23.14.20.00	40.23.15.10.00	40.23.15.20.00	40.23.16.10.00	40.23.16.20.00	40.23.19.10.00	40.23.19.20.00	40.23.10.10.00	40.23.10.20.00	
40.23.24.20.00	40.23.25.10.00	40.23.25.20.00	40.23.26.10.00	40.23.26.20.00	40.23.29.10.00	40.23.29.20.00	40.23.20.10.00	40.23.20.20.00	
40.26.14.20.00	40.26.15.10.00	40.26.15.20.00	40.26.16.10.00	40.26.16.20.00	40.26.19.10.00	40.26.19.20.00	40.26.10.10.00	40.26.10.20.00	
40.26.24.20.00	40.26.25.10.00	40.26.25.20.00	40.26.26.10.00	40.26.26.20.00	40.26.29.10.00	40.26.29.20.00	40.26.20.10.00	40.26.20.20.00	
40.33.14.20.00	40.33.15.10.00	40.33.15.20.00	40.33.16.10.00	40.33.16.20.00	40.33.19.10.00	40.33.19.20.00	40.33.10.10.00	40.33.10.20.00	
40.33.24.20.00	40.33.25.10.00	40.33.25.20.00	40.33.26.10.00	40.33.26.20.00	40.33.29.10.00	40.33.29.20.00	40.33.20.10.00	40.33.20.20.00	
40.36.14.20.00	40.36.15.10.00	40.36.15.20.00	40.36.16.10.00	40.36.16.20.00	40.36.19.10.00	40.36.19.20.00	40.36.10.10.00	40.36.10.20.00	
40.36.24.20.00	40.36.25.10.00	40.36.25.20.00	40.36.26.10.00	40.36.26.20.00	40.36.29.10.00	40.36.29.20.00	40.36.20.10.00	40.36.20.20.00	



Nomenclature - Non-Illuminated Pushbutton



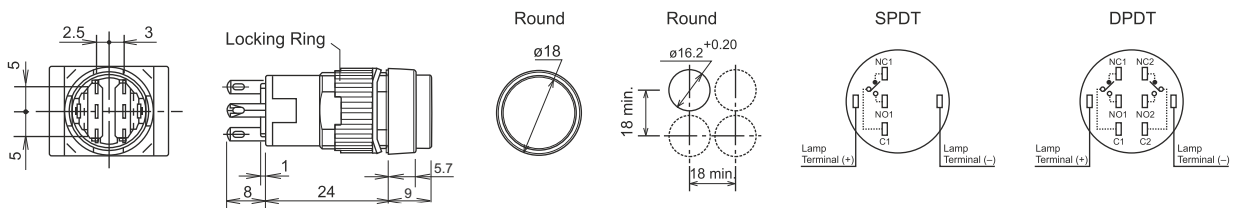
Ordering	Description	Sample
2	Red	
3	Amber	
4	Yellow	
5	Green	
6	Blue	
9	White	
0	Black	

40 Series Ø16mm Switches & Pilot Lights

Illuminated Pushbutton - Round





Appearance	Operation	Lamp	Voltage	Contact	Red		Amber		
					IP40	IP65	IP40	IP65	
 <p>Round Illuminated</p>	Momentary	LED	6V	SPDT	40.24.12.11.06	40.24.12.21.06	40.24.13.11.06	40.24.13.21.06	
				DPDT	40.24.22.11.06	40.24.22.21.06	40.24.23.11.06	40.24.23.21.06	
			12V	SPDT	40.24.12.11.12	40.24.12.21.12	40.24.13.11.12	40.24.13.21.12	
				DPDT	40.24.22.11.12	40.24.22.21.12	40.24.23.11.12	40.24.23.21.12	
			24V	SPDT	40.24.12.11.24	40.24.12.21.24	40.24.13.11.24	40.24.13.21.24	
				DPDT	40.24.22.11.24	40.24.22.21.24	40.24.23.11.24	40.24.23.21.24	
		Filament	6V	SPDT	40.24.12.12.06	40.24.12.22.06	40.24.13.12.06	40.24.13.22.06	
				DPDT	40.24.22.12.06	40.24.22.22.06	40.24.23.12.06	40.24.23.22.06	
			12V	SPDT	40.24.12.12.12	40.24.12.22.12	40.24.13.12.12	40.24.13.22.12	
				DPDT	40.24.22.12.12	40.24.22.22.12	40.24.23.12.12	40.24.23.22.12	
			24V	SPDT	40.24.12.12.24	40.24.12.22.24	40.24.13.12.24	40.24.13.22.24	
				DPDT	40.24.22.12.24	40.24.22.22.24	40.24.23.12.24	40.24.23.22.24	
 <p>Round Illuminated</p>	Maintained	LED	6V	SPDT	40.34.12.11.06	40.34.12.21.06	40.34.13.11.06	40.34.13.21.06	
				DPDT	40.34.22.11.06	40.34.22.21.06	40.34.23.11.06	40.34.23.21.06	
			12V	SPDT	40.34.12.11.12	40.34.12.21.12	40.34.13.11.12	40.34.13.21.12	
				DPDT	40.34.22.11.12	40.34.22.21.12	40.34.23.11.12	40.34.23.21.12	
			24V	SPDT	40.34.12.11.24	40.34.12.21.24	40.34.13.11.24	40.34.13.21.24	
				DPDT	40.34.22.11.24	40.34.22.21.24	40.34.23.11.24	40.34.23.21.24	
		Filament	6V	SPDT	40.34.12.12.06	40.34.12.22.06	40.34.13.12.06	40.34.13.22.06	
				DPDT	40.34.22.12.06	40.34.22.22.06	40.34.23.12.06	40.34.23.22.06	
			12V	SPDT	40.34.12.12.12	40.34.12.22.12	40.34.13.12.12	40.34.13.22.12	
				DPDT	40.34.22.12.12	40.34.22.22.12	40.34.23.12.12	40.34.23.22.12	
			24V	SPDT	40.34.12.12.24	40.34.12.22.24	40.34.13.12.24	40.34.13.22.24	
				DPDT	40.34.22.12.24	40.34.22.22.24	40.34.23.12.24	40.34.23.22.24	

Dimensions - Illuminated Pushbutton




40 Series Ø16mm Switches & Pilot Lights

Illuminated Pushbutton - Round

	Yellow 		Green 		Blue 		White 	
	IP40	IP65	IP40	IP65	IP40	IP65	IP40	IP65
	40.24.14.11.06	40.24.14.21.06	40.24.15.11.06	40.24.15.21.06	40.24.16.11.06	40.24.16.21.06	40.24.19.11.06	40.24.19.21.06
	40.24.24.11.06	40.24.24.21.06	40.24.25.11.06	40.24.25.21.06	40.24.26.11.06	40.24.26.21.06	40.24.29.11.06	40.24.29.21.06
	40.24.14.11.12	40.24.14.21.12	40.24.15.11.12	40.24.15.21.12	40.24.16.11.12	40.24.16.21.12	40.24.19.11.12	40.24.19.21.12
	40.24.24.11.12	40.24.24.21.12	40.24.25.11.12	40.24.25.21.12	40.24.26.11.12	40.24.26.21.12	40.24.29.11.12	40.24.29.21.12
	40.24.14.11.24	40.24.14.21.24	40.24.15.11.24	40.24.15.21.24	40.24.16.11.24	40.24.16.21.24	40.24.19.11.24	40.24.19.21.24
	40.24.24.11.24	40.24.24.21.24	40.24.25.11.24	40.24.25.21.24	40.24.26.11.24	40.24.26.21.24	40.24.29.11.24	40.24.29.21.24
	40.24.14.12.06	40.24.14.22.06	40.24.15.12.06	40.24.15.22.06	40.24.16.12.06	40.24.16.22.06	40.24.19.12.06	40.24.19.22.06
	40.24.24.12.06	40.24.24.22.06	40.24.25.12.06	40.24.25.22.06	40.24.26.12.06	40.24.26.22.06	40.24.29.12.06	40.24.29.22.06
	40.24.14.12.12	40.24.14.22.12	40.24.15.12.12	40.24.15.22.12	40.24.16.12.12	40.24.16.22.12	40.24.19.12.12	40.24.19.22.12
	40.24.24.12.12	40.24.24.22.12	40.24.25.12.12	40.24.25.22.12	40.24.26.12.12	40.24.26.22.12	40.24.29.12.12	40.24.29.22.12
	40.24.14.12.24	40.24.14.22.24	40.24.15.12.24	40.24.15.22.24	40.24.16.12.24	40.24.16.22.24	40.24.19.12.24	40.24.19.22.24
	40.24.24.12.24	40.24.24.22.24	40.24.25.12.24	40.24.25.22.24	40.24.26.12.24	40.24.26.22.24	40.24.29.12.24	40.24.29.22.24
	40.34.14.11.06	40.34.14.21.06	40.34.15.11.06	40.34.15.21.06	40.34.16.11.06	40.34.16.21.06	40.34.19.11.06	40.34.19.21.06
	40.34.24.11.06	40.34.24.21.06	40.34.25.11.06	40.34.25.21.06	40.34.26.11.06	40.34.26.21.06	40.34.29.11.06	40.34.29.21.06
	40.34.14.11.12	40.34.14.21.12	40.34.15.11.12	40.34.15.21.12	40.34.16.11.12	40.34.16.21.12	40.34.19.11.12	40.34.19.21.12
	40.34.24.11.12	40.34.24.21.12	40.34.25.11.12	40.34.25.21.12	40.34.26.11.12	40.34.26.21.12	40.34.29.11.12	40.34.29.21.12
	40.34.14.11.24	40.34.14.21.24	40.34.15.11.24	40.34.15.21.24	40.34.16.11.24	40.34.16.21.24	40.34.19.11.24	40.34.19.21.24
	40.34.24.11.24	40.34.24.21.24	40.34.25.11.24	40.34.25.21.24	40.34.26.11.24	40.34.26.21.24	40.34.29.11.24	40.34.29.21.24
	40.34.14.12.06	40.34.14.22.06	40.34.15.12.06	40.34.15.22.06	40.34.16.12.06	40.34.16.22.06	40.34.19.12.06	40.34.19.22.06
	40.34.24.12.06	40.34.24.22.06	40.34.25.12.06	40.34.25.22.06	40.34.26.12.06	40.34.26.22.06	40.34.29.12.06	40.34.29.22.06
	40.34.14.12.12	40.34.14.22.12	40.34.15.12.12	40.34.15.22.12	40.34.16.12.12	40.34.16.22.12	40.34.19.12.12	40.34.19.22.12
	40.34.24.12.12	40.34.24.22.12	40.34.25.12.12	40.34.25.22.12	40.34.26.12.12	40.34.26.22.12	40.34.29.12.12	40.34.29.22.12
	40.34.14.12.24	40.34.14.22.24	40.34.15.12.24	40.34.15.22.24	40.34.16.12.24	40.34.16.22.24	40.34.19.12.24	40.34.19.22.24
	40.34.24.12.24	40.34.24.22.24	40.34.25.12.24	40.34.25.22.24	40.34.26.12.24	40.34.26.22.24	40.34.29.12.24	40.34.29.22.24

Nomenclature - Illuminated Pushbutton









40 Series Switches & Indicators
 Operation Type
 Shape
 Contact

40.24.14.21.12



Yellow

Voltage
 Lamp type
 Protection
 Color

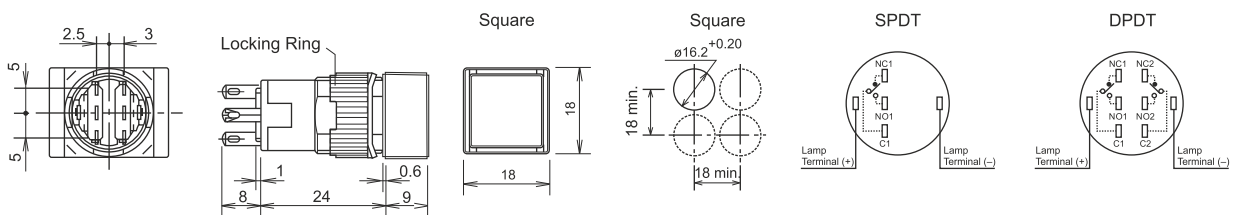
Ordering	Description	Sample
2	Red	
3	Amber	
4	Yellow	
5	Green	
6	Blue	
9	White	

40 Series Ø16mm Switches & Pilot Lights

Illuminated Pushbutton - Square

Appearance	Operation	Lamp	Voltage	Contact	Red		Amber		
					IP40	IP65	IP40	IP65	
 <p>Square Illuminated</p>	Momentary	LED	6V	SPDT	40.25.12.11.06	40.25.12.21.06	40.25.13.11.06	40.25.13.21.06	
				DPDT	40.25.22.11.06	40.25.22.21.06	40.25.23.11.06	40.25.23.21.06	
			12V	SPDT	40.25.12.11.12	40.25.12.21.12	40.25.13.11.12	40.25.13.21.12	
				DPDT	40.25.22.11.12	40.25.22.21.12	40.25.23.11.12	40.25.23.21.12	
			24V	SPDT	40.25.12.11.24	40.25.12.21.24	40.25.13.11.24	40.25.13.21.24	
				DPDT	40.25.22.11.24	40.25.22.21.24	40.25.23.11.24	40.25.23.21.24	
		Filament	6V	SPDT	40.25.12.12.06	40.25.12.22.06	40.25.13.12.06	40.25.13.22.06	
				DPDT	40.25.22.12.06	40.25.22.22.06	40.25.23.12.06	40.25.23.22.06	
			12V	SPDT	40.25.12.12.12	40.25.12.22.12	40.25.13.12.12	40.25.13.22.12	
				DPDT	40.25.22.12.12	40.25.22.22.12	40.25.23.12.12	40.25.23.22.12	
			24V	SPDT	40.25.12.12.24	40.25.12.22.24	40.25.13.12.24	40.25.13.22.24	
				DPDT	40.25.22.12.24	40.25.22.22.24	40.25.23.12.24	40.25.23.22.24	
 <p>Square Illuminated</p>	Maintained	LED	6V	SPDT	40.35.12.11.06	40.35.12.21.06	40.35.13.11.06	40.35.13.21.06	
				DPDT	40.35.22.11.06	40.35.22.21.06	40.35.23.11.06	40.35.23.21.06	
			12V	SPDT	40.35.12.11.12	40.35.12.21.12	40.35.13.11.12	40.35.13.21.12	
				DPDT	40.35.22.11.12	40.35.22.21.12	40.35.23.11.12	40.35.23.21.12	
			24V	SPDT	40.35.12.11.24	40.35.12.21.24	40.35.13.11.24	40.35.13.21.24	
				DPDT	40.35.22.11.24	40.35.22.21.24	40.35.23.11.24	40.35.23.21.24	
		Filament	6V	SPDT	40.35.12.12.06	40.35.12.22.06	40.35.13.12.06	40.35.13.22.06	
				DPDT	40.35.22.12.06	40.35.22.22.06	40.35.23.12.06	40.35.23.22.06	
			12V	SPDT	40.35.12.12.12	40.35.12.22.12	40.35.13.12.12	40.35.13.22.12	
				DPDT	40.35.22.12.12	40.35.22.22.12	40.35.23.12.12	40.35.23.22.12	
			24V	SPDT	40.35.12.12.24	40.35.12.22.24	40.35.13.12.24	40.35.13.22.24	
				DPDT	40.35.22.12.24	40.35.22.22.24	40.35.23.12.24	40.35.23.22.24	





Dimensions - Illuminated Pushbutton




Refer to next page for more color selection.

40 Series Ø16mm Switches & Pilot Lights

Illuminated Pushbutton - Square

	Yellow 		Green 		Blue 		White 	
	IP40	IP65	IP40	IP65	IP40	IP65	IP40	IP65
	40.25.14.11.06	40.25.14.21.06	40.25.15.11.06	40.25.15.21.06	40.25.16.11.06	40.25.16.21.06	40.25.19.11.06	40.25.19.21.06
	40.25.24.11.06	40.25.24.21.06	40.25.25.11.06	40.25.25.21.06	40.25.26.11.06	40.25.26.21.06	40.25.29.11.06	40.25.29.21.06
	40.25.14.11.12	40.25.14.21.12	40.25.15.11.12	40.25.15.21.12	40.25.16.11.12	40.25.16.21.12	40.25.19.11.12	40.25.19.21.12
	40.25.24.11.12	40.25.24.21.12	40.25.25.11.12	40.25.25.21.12	40.25.26.11.12	40.25.26.21.12	40.25.29.11.12	40.25.29.21.12
	40.25.14.11.24	40.25.14.21.24	40.25.15.11.24	40.25.15.21.24	40.25.16.11.24	40.25.16.21.24	40.25.19.11.24	40.25.19.21.24
	40.25.24.11.24	40.25.24.21.24	40.25.25.11.24	40.25.25.21.24	40.25.26.11.24	40.25.26.21.24	40.25.29.11.24	40.25.29.21.24
	40.25.14.12.06	40.25.14.22.06	40.25.15.12.06	40.25.15.22.06	40.25.16.12.06	40.25.16.22.06	40.25.19.12.06	40.25.19.22.06
	40.25.24.12.06	40.25.24.22.06	40.25.25.12.06	40.25.25.22.06	40.25.26.12.06	40.25.26.22.06	40.25.29.12.06	40.25.29.22.06
	40.25.14.12.12	40.25.14.22.12	40.25.15.12.12	40.25.15.22.12	40.25.16.12.12	40.25.16.22.12	40.25.19.12.12	40.25.19.22.12
	40.25.24.12.12	40.25.24.22.12	40.25.25.12.12	40.25.25.22.12	40.25.26.12.12	40.25.26.22.12	40.25.29.12.12	40.25.29.22.12
	40.25.14.12.24	40.25.14.22.24	40.25.15.12.24	40.25.15.22.24	40.25.16.12.24	40.25.16.22.24	40.25.19.12.24	40.25.19.22.24
	40.25.24.12.24	40.25.24.22.24	40.25.25.12.24	40.25.25.22.24	40.25.26.12.24	40.25.26.22.24	40.25.29.12.24	40.25.29.22.24
	40.35.14.11.06	40.35.14.21.06	40.35.15.11.06	40.35.15.21.06	40.35.16.11.06	40.35.16.21.06	40.35.19.11.06	40.35.19.21.06
	40.35.24.11.06	40.35.24.21.06	40.35.25.11.06	40.35.25.21.06	40.35.26.11.06	40.35.26.21.06	40.35.29.11.06	40.35.29.21.06
	40.35.14.11.12	40.35.14.21.12	40.35.15.11.12	40.35.15.21.12	40.35.16.11.12	40.35.16.21.12	40.35.19.11.12	40.35.19.21.12
	40.35.24.11.12	40.35.24.21.12	40.35.25.11.12	40.35.25.21.12	40.35.26.11.12	40.35.26.21.12	40.35.29.11.12	40.35.29.21.12
	40.35.14.11.24	40.35.14.21.24	40.35.15.11.24	40.35.15.21.24	40.35.16.11.24	40.35.16.21.24	40.35.19.11.24	40.35.19.21.24
	40.35.24.11.24	40.35.24.21.24	40.35.25.11.24	40.35.25.21.24	40.35.26.11.24	40.35.26.21.24	40.35.29.11.24	40.35.29.21.24
	40.35.14.12.06	40.35.14.22.06	40.35.15.12.06	40.35.15.22.06	40.35.16.12.06	40.35.16.22.06	40.35.19.12.06	40.35.19.22.06
	40.35.24.12.06	40.35.24.22.06	40.35.25.12.06	40.35.25.22.06	40.35.26.12.06	40.35.26.22.06	40.35.29.12.06	40.35.29.22.06
	40.35.14.12.12	40.35.14.22.12	40.35.15.12.12	40.35.15.22.12	40.35.16.12.12	40.35.16.22.12	40.35.19.12.12	40.35.19.22.12
	40.35.24.12.12	40.35.24.22.12	40.35.25.12.12	40.35.25.22.12	40.35.26.12.12	40.35.26.22.12	40.35.29.12.12	40.35.29.22.12
	40.35.14.12.24	40.35.14.22.24	40.35.15.12.24	40.35.15.22.24	40.35.16.12.24	40.35.16.22.24	40.35.19.12.24	40.35.19.22.24
	40.35.24.12.24	40.35.24.22.24	40.35.25.12.24	40.35.25.22.24	40.35.26.12.24	40.35.26.22.24	40.35.29.12.24	40.35.29.22.24

Nomenclature - Illuminated Pushbutton



40 Series Switches & Indicators

Operation Type

Shape

Contact

40.25.15.21.12







Green

Voltage

Lamp type

Protection


Color


Ordering	Description	Sample
2	Red	
3	Amber	
4	Yellow	
5	Green	
6	Blue	
9	White	

40 Series Ø16mm Switches & Pilot Lights

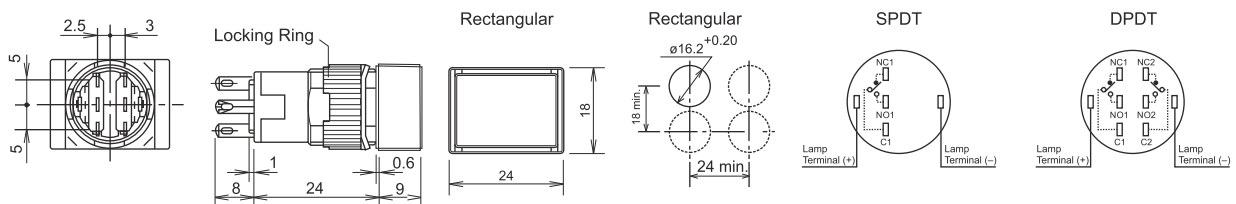
WERNER

Illuminated Pushbutton - Rectangular

Appearance	Operation	Lamp	Voltage	Contact	Red		Amber		
					IP40	IP65	IP40	IP65	
 <p>Rectangular Illuminated</p>	Momentary	LED	6V	SPDT	40.26.12.11.06	40.26.12.21.06	40.26.13.11.06	40.26.13.21.06	
				DPDT	40.26.22.11.06	40.26.22.21.06	40.26.23.11.06	40.26.23.21.06	
			12V	SPDT	40.26.12.11.12	40.26.12.21.12	40.26.13.11.12	40.26.13.21.12	
				DPDT	40.26.22.11.12	40.26.22.21.12	40.26.23.11.12	40.26.23.21.12	
			24V	SPDT	40.26.12.11.24	40.26.12.21.24	40.26.13.11.24	40.26.13.21.24	
				DPDT	40.26.22.11.24	40.26.22.21.24	40.26.23.11.24	40.26.23.21.24	
		Filament	6V	SPDT	40.26.12.12.06	40.26.12.22.06	40.26.13.12.06	40.26.13.22.06	
				DPDT	40.26.22.12.06	40.26.22.22.06	40.26.23.12.06	40.26.23.22.06	
			12V	SPDT	40.26.12.12.12	40.26.12.22.12	40.26.13.12.12	40.26.13.22.12	
				DPDT	40.26.22.12.12	40.26.22.22.12	40.26.23.12.12	40.26.23.22.12	
			24V	SPDT	40.26.12.12.24	40.26.12.22.24	40.26.13.12.24	40.26.13.22.24	
				DPDT	40.26.22.12.24	40.26.22.22.24	40.26.23.12.24	40.26.23.22.24	

 <p>Rectangular Illuminated</p>	Maintained	LED	6V	SPDT	40.36.12.11.06	40.36.12.21.06	40.36.13.11.06	40.36.13.21.06	
				DPDT	40.36.22.11.06	40.36.22.21.06	40.36.23.11.06	40.36.23.21.06	
			12V	SPDT	40.36.12.11.12	40.36.12.21.12	40.36.13.11.12	40.36.13.21.12	
				DPDT	40.36.22.11.12	40.36.22.21.12	40.36.23.11.12	40.36.23.21.12	
			24V	SPDT	40.36.12.11.24	40.36.12.21.24	40.36.13.11.24	40.36.13.21.24	
				DPDT	40.36.22.11.24	40.36.22.21.24	40.36.23.11.24	40.36.23.21.24	
		Filament	6V	SPDT	40.36.12.12.06	40.36.12.22.06	40.36.13.12.06	40.36.13.22.06	
				DPDT	40.36.22.12.06	40.36.22.22.06	40.36.23.12.06	40.36.23.22.06	
			12V	SPDT	40.36.12.12.12	40.36.12.22.12	40.36.13.12.12	40.36.13.22.12	
				DPDT	40.36.22.12.12	40.36.22.22.12	40.36.23.12.12	40.36.23.22.12	
			24V	SPDT	40.36.12.12.24	40.36.12.22.24	40.36.13.12.24	40.36.13.22.24	
				DPDT	40.36.22.12.24	40.36.22.22.24	40.36.23.12.24	40.36.23.22.24	

Dimensions - Illuminated Pushbutton



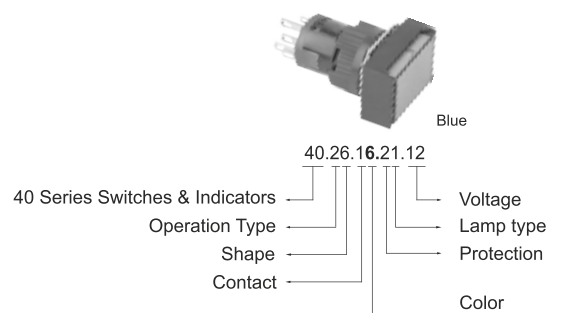
Refer to next page for more color selection.

40 Series Ø16mm Switches & Pilot Lights

Illuminated Pushbutton - Rectangular

	Yellow		Green		Blue		White	
	IP40	IP65	IP40	IP65	IP40	IP65	IP40	IP65
	40.26.14.11.06	40.26.14.21.06	40.26.15.11.06	40.26.15.21.06	40.26.16.11.06	40.26.16.21.06	40.26.19.11.06	40.26.19.21.06
	40.26.24.11.06	40.26.24.21.06	40.26.25.11.06	40.26.25.21.06	40.26.26.11.06	40.26.26.21.06	40.26.29.11.06	40.26.29.21.06
	40.26.14.11.12	40.26.14.21.12	40.26.15.11.12	40.26.15.21.12	40.26.16.11.12	40.26.16.21.12	40.26.19.11.12	40.26.19.21.12
	40.26.24.11.12	40.26.24.21.12	40.26.25.11.12	40.26.25.21.12	40.26.26.11.12	40.26.26.21.12	40.26.29.11.12	40.26.29.21.12
	40.26.14.11.24	40.26.14.21.24	40.26.15.11.24	40.26.15.21.24	40.26.16.11.24	40.26.16.21.24	40.26.19.11.24	40.26.19.21.24
	40.26.24.11.24	40.26.24.21.24	40.26.25.11.24	40.26.25.21.24	40.26.26.11.24	40.26.26.21.24	40.26.29.11.24	40.26.29.21.24
	40.26.14.12.06	40.26.14.22.06	40.26.15.12.06	40.26.15.22.06	40.26.16.12.06	40.26.16.22.06	40.26.19.12.06	40.26.19.22.06
	40.26.24.12.06	40.26.24.22.06	40.26.25.12.06	40.26.25.22.06	40.26.26.12.06	40.26.26.22.06	40.26.29.12.06	40.26.29.22.06
	40.26.14.12.12	40.26.14.22.12	40.26.15.12.12	40.26.15.22.12	40.26.16.12.12	40.26.16.22.12	40.26.19.12.12	40.26.19.22.12
	40.26.24.12.12	40.26.24.22.12	40.26.25.12.12	40.26.25.22.12	40.26.26.12.12	40.26.26.22.12	40.26.29.12.12	40.26.29.22.12
	40.26.14.12.24	40.26.14.22.24	40.26.15.12.24	40.26.15.22.24	40.26.16.12.24	40.26.16.22.24	40.26.19.12.24	40.26.19.22.24
	40.26.24.12.24	40.26.24.22.24	40.26.25.12.24	40.26.25.22.24	40.26.26.12.24	40.26.26.22.24	40.26.29.12.24	40.26.29.22.24
	40.36.14.11.06	40.36.14.21.06	40.36.15.11.06	40.36.15.21.06	40.36.16.11.06	40.36.16.21.06	40.36.19.11.06	40.36.19.21.06
	40.36.24.11.06	40.36.24.21.06	40.36.25.11.06	40.36.25.21.06	40.36.26.11.06	40.36.26.21.06	40.36.29.11.06	40.36.29.21.06
	40.36.14.11.12	40.36.14.21.12	40.36.15.11.12	40.36.15.21.12	40.36.16.11.12	40.36.16.21.12	40.36.19.11.12	40.36.19.21.12
	40.36.24.11.12	40.36.24.21.12	40.36.25.11.12	40.36.25.21.12	40.36.26.11.12	40.36.26.21.12	40.36.29.11.12	40.36.29.21.12
	40.36.14.11.24	40.36.14.21.24	40.36.15.11.24	40.36.15.21.24	40.36.16.11.24	40.36.16.21.24	40.36.19.11.24	40.36.19.21.24
	40.36.24.11.24	40.36.24.21.24	40.36.25.11.24	40.36.25.21.24	40.36.26.11.24	40.36.26.21.24	40.36.29.11.24	40.36.29.21.24
	40.36.14.12.06	40.36.14.22.06	40.36.15.12.06	40.36.15.22.06	40.36.16.12.06	40.36.16.22.06	40.36.19.12.06	40.36.19.22.06
	40.36.24.12.06	40.36.24.22.06	40.36.25.12.06	40.36.25.22.06	40.36.26.12.06	40.36.26.22.06	40.36.29.12.06	40.36.29.22.06
	40.36.14.12.12	40.36.14.22.12	40.36.15.12.12	40.36.15.22.12	40.36.16.12.12	40.36.16.22.12	40.36.19.12.12	40.36.19.22.12
	40.36.24.12.12	40.36.24.22.12	40.36.25.12.12	40.36.25.22.12	40.36.26.12.12	40.36.26.22.12	40.36.29.12.12	40.36.29.22.12
	40.36.14.12.24	40.36.14.22.24	40.36.15.12.24	40.36.15.22.24	40.36.16.12.24	40.36.16.22.24	40.36.19.12.24	40.36.19.22.24
	40.36.24.12.24	40.36.24.22.24	40.36.25.12.24	40.36.25.22.24	40.36.26.12.24	40.36.26.22.24	40.36.29.12.24	40.36.29.22.24




Nomenclature - Illuminated Pushbutton



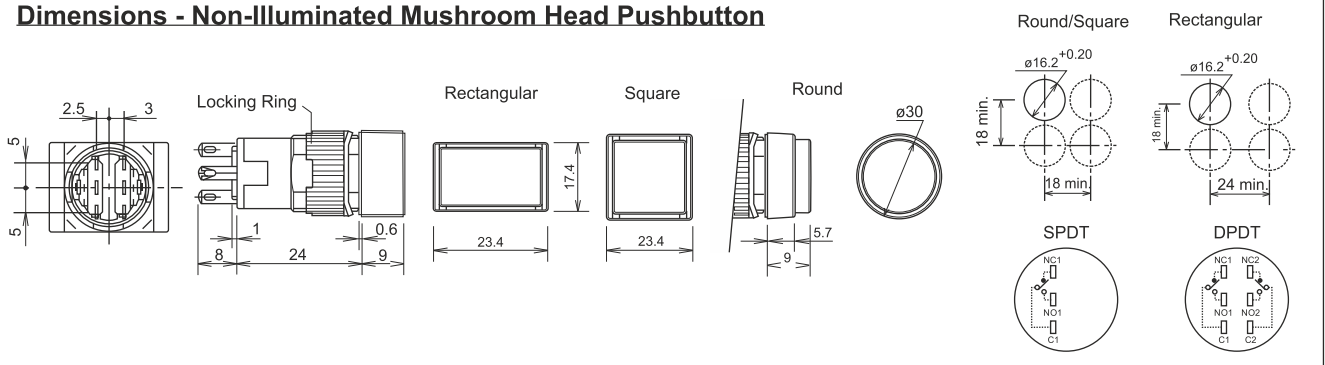
Ordering	Description	Sample
2	Red	
3	Amber	
4	Yellow	
5	Green	
6	Blue	
9	White	

40 Series Ø16mm Switches & Pilot Lights

Mushroom Head Pushbutton

Appearance	Operation	Type	Contact	Red		Amber		Yellow
				IP40	IP65	IP40	IP65	IP40
 <p>Round</p>	Momentary	Opaque Button	SPDT	40.81.12.10.00	40.81.12.20.00	40.81.13.10.00	40.81.13.20.00	40.81.14.10.00
			DPDT	40.81.22.10.00	40.81.22.20.00	40.81.23.10.00	40.81.23.20.00	40.81.24.10.00
		Illuminated Lens	SPDT	40.84.12.10.00	40.84.12.20.00	40.84.13.10.00	40.84.13.20.00	40.84.14.10.00
			DPDT	40.84.22.10.00	40.84.22.20.00	40.84.23.10.00	40.84.23.20.00	40.84.24.10.00
	Maintained	Opaque Button	SPDT	40.91.12.10.00	40.91.12.20.00	40.91.13.10.00	40.91.13.20.00	40.91.14.10.00
			DPDT	40.91.22.10.00	40.91.22.20.00	40.91.23.10.00	40.91.23.20.00	40.91.24.10.00
		Illuminated Lens	SPDT	40.94.12.10.00	40.94.12.20.00	40.94.13.10.00	40.94.13.20.00	40.94.14.10.00
			DPDT	40.94.22.10.00	40.94.22.20.00	40.94.23.10.00	40.94.23.20.00	40.94.24.10.00
 <p>Square</p>	Momentary	Opaque Button	SPDT	40.82.12.10.00	40.82.12.20.00	40.82.13.10.00	40.82.13.20.00	40.82.14.10.00
			DPDT	40.82.22.10.00	40.82.22.20.00	40.82.23.10.00	40.82.23.20.00	40.82.24.10.00
		Illuminated Lens	SPDT	40.85.12.10.00	40.85.12.20.00	40.85.13.10.00	40.85.13.20.00	40.85.14.10.00
			DPDT	40.85.22.10.00	40.85.22.20.00	40.85.23.10.00	40.85.23.20.00	40.85.24.10.00
	Maintained	Opaque Button	SPDT	40.92.12.10.00	40.92.12.20.00	40.92.13.10.00	40.92.13.20.00	40.92.14.10.00
			DPDT	40.92.22.10.00	40.92.22.20.00	40.92.23.10.00	40.92.23.20.00	40.92.24.10.00
		Illuminated Lens	SPDT	40.95.12.10.00	40.95.12.20.00	40.95.13.10.00	40.95.13.20.00	40.95.14.10.00
			DPDT	40.95.22.10.00	40.95.22.20.00	40.95.23.10.00	40.95.23.20.00	40.95.24.10.00
 <p>Rectangular</p>	Momentary	Opaque Button	SPDT	40.83.12.10.00	40.83.12.20.00	40.83.13.10.00	40.83.13.20.00	40.83.14.10.00
			DPDT	40.83.22.10.00	40.83.22.20.00	40.83.23.10.00	40.83.23.20.00	40.83.24.10.00
		Illuminated Lens	SPDT	40.86.12.10.00	40.86.12.20.00	40.86.13.10.00	40.86.13.20.00	40.86.14.10.00
			DPDT	40.86.22.10.00	40.86.22.20.00	40.86.23.10.00	40.86.23.20.00	40.86.24.10.00
	Maintained	Opaque Button	SPDT	40.93.12.10.00	40.93.12.20.00	40.93.13.10.00	40.93.13.20.00	40.93.14.10.00
			DPDT	40.93.22.10.00	40.93.22.20.00	40.93.23.10.00	40.93.23.20.00	40.93.24.10.00
		Illuminated Lens	SPDT	40.96.12.10.00	40.96.12.20.00	40.96.13.10.00	40.96.13.20.00	40.96.14.10.00
			DPDT	40.96.22.10.00	40.96.22.20.00	40.96.23.10.00	40.96.23.20.00	40.96.24.10.00

Dimensions - Non-Illuminated Mushroom Head Pushbutton



Refer to next page for more color selection.

40 Series Ø16mm Switches & Pilot Lights

Mushroom Head Pushbutton



Yellow		Green		Blue		White		Black	
IP65	IP40	IP65	IP40	IP65	IP40	IP65	IP40	IP65	
40.81.14.20.00	40.81.15.10.00	40.81.15.20.00	40.81.16.10.00	40.81.16.20.00	40.81.19.10.00	40.81.19.20.00	40.81.10.10.00	40.81.10.20.00	
40.81.24.20.00	40.81.25.10.00	40.81.25.20.00	40.81.26.10.00	40.81.26.20.00	40.81.29.10.00	40.81.29.20.00	40.81.20.10.00	40.81.20.20.00	
40.84.14.20.00	40.84.15.10.00	40.84.15.20.00	40.84.16.10.00	40.84.16.20.00	40.84.19.10.00	40.84.19.20.00	40.84.10.10.00	40.84.10.20.00	
40.84.24.20.00	40.84.25.10.00	40.84.25.20.00	40.84.26.10.00	40.84.26.20.00	40.84.29.10.00	40.84.29.20.00	40.84.20.10.00	40.84.20.20.00	
40.91.14.20.00	40.91.15.10.00	40.91.15.20.00	40.91.16.10.00	40.91.16.20.00	40.91.19.10.00	40.91.19.20.00	40.91.10.10.00	40.91.10.20.00	
40.91.24.20.00	40.91.25.10.00	40.91.25.20.00	40.91.26.10.00	40.91.26.20.00	40.91.29.10.00	40.91.29.20.00	40.91.20.10.00	40.91.20.20.00	
40.94.14.20.00	40.94.15.10.00	40.94.15.20.00	40.94.16.10.00	40.94.16.20.00	40.94.19.10.00	40.94.19.20.00	40.94.10.10.00	40.94.10.20.00	
40.94.24.20.00	40.94.25.10.00	40.94.25.20.00	40.94.26.10.00	40.94.26.20.00	40.94.29.10.00	40.94.29.20.00	40.94.20.10.00	40.94.20.20.00	
40.82.14.20.00	40.82.15.10.00	40.82.15.20.00	40.82.16.10.00	40.82.16.20.00	40.82.19.10.00	40.82.19.20.00	40.82.10.10.00	40.82.10.20.00	
40.82.24.20.00	40.82.25.10.00	40.82.25.20.00	40.82.26.10.00	40.82.26.20.00	40.82.29.10.00	40.82.29.20.00	40.82.20.10.00	40.82.20.20.00	
40.85.14.20.00	40.85.15.10.00	40.85.15.20.00	40.85.16.10.00	40.85.16.20.00	40.85.19.10.00	40.85.19.20.00	40.85.10.10.00	40.85.10.20.00	
40.85.24.20.00	40.85.25.10.00	40.85.25.20.00	40.85.26.10.00	40.85.26.20.00	40.85.29.10.00	40.85.29.20.00	40.85.20.10.00	40.85.20.20.00	
40.92.14.20.00	40.92.15.10.00	40.92.15.20.00	40.92.16.10.00	40.92.16.20.00	40.92.19.10.00	40.92.19.20.00	40.92.10.10.00	40.92.10.20.00	
40.92.24.20.00	40.92.25.10.00	40.92.25.20.00	40.92.26.10.00	40.92.26.20.00	40.92.29.10.00	40.92.29.20.00	40.92.20.10.00	40.92.20.20.00	
40.95.14.20.00	40.95.15.10.00	40.95.15.20.00	40.95.16.10.00	40.95.16.20.00	40.95.19.10.00	40.95.19.20.00	40.95.10.10.00	40.95.10.20.00	
40.95.24.20.00	40.95.25.10.00	40.95.25.20.00	40.95.26.10.00	40.95.26.20.00	40.95.29.10.00	40.95.29.20.00	40.95.20.10.00	40.95.20.20.00	
40.83.14.20.00	40.83.15.10.00	40.83.15.20.00	40.83.16.10.00	40.83.16.20.00	40.83.19.10.00	40.83.19.20.00	40.83.10.10.00	40.83.10.20.00	
40.83.24.20.00	40.83.25.10.00	40.83.25.20.00	40.83.26.10.00	40.83.26.20.00	40.83.29.10.00	40.83.29.20.00	40.83.20.10.00	40.83.20.20.00	
40.86.14.20.00	40.86.15.10.00	40.86.15.20.00	40.86.16.10.00	40.86.16.20.00	40.86.19.10.00	40.86.19.20.00	40.86.10.10.00	40.86.10.20.00	
40.86.24.20.00	40.86.25.10.00	40.86.25.20.00	40.86.26.10.00	40.86.26.20.00	40.86.29.10.00	40.86.29.20.00	40.86.20.10.00	40.86.20.20.00	
40.93.14.20.00	40.93.15.10.00	40.93.15.20.00	40.93.16.10.00	40.93.16.20.00	40.93.19.10.00	40.93.19.20.00	40.93.10.10.00	40.93.10.20.00	
40.93.24.20.00	40.93.25.10.00	40.93.25.20.00	40.93.26.10.00	40.93.26.20.00	40.93.29.10.00	40.93.29.20.00	40.93.20.10.00	40.93.20.20.00	
40.96.14.20.00	40.96.15.10.00	40.96.15.20.00	40.96.16.10.00	40.96.16.20.00	40.96.19.10.00	40.96.19.20.00	40.96.10.10.00	40.96.10.20.00	
40.96.24.20.00	40.96.25.10.00	40.96.25.20.00	40.96.26.10.00	40.96.26.20.00	40.96.29.10.00	40.96.29.20.00	40.96.20.10.00	40.96.20.20.00	

Nomenclature - Non-Illuminated Mushroom Head Pushbutton

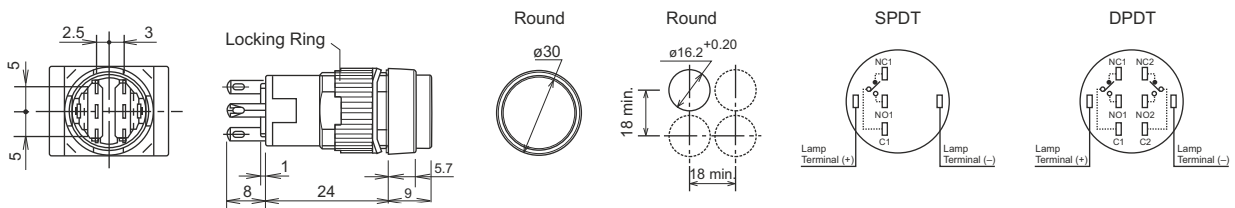
Ordering	Description	Sample
2	Red	
3	Amber	
4	Yellow	
5	Green	
6	Blue	
9	White	
0	Black	

40 Series Ø16mm Switches & Pilot Lights

Illuminated Mushroom Head Pushbutton - Round

Appearance	Operation	Lamp	Voltage	Contact	Red		Amber		
					IP40	IP65	IP40	IP65	
 <p>Round Illuminated</p>	Momentary	LED	6V	SPDT	40.84.12.11.06	40.84.12.21.06	40.84.13.11.06	40.84.13.21.06	
				DPDT	40.84.22.11.06	40.84.22.21.06	40.84.23.11.06	40.84.23.21.06	
			12V	SPDT	40.84.12.11.12	40.84.12.21.12	40.84.13.11.12	40.84.13.21.12	
				DPDT	40.84.22.11.12	40.84.22.21.12	40.84.23.11.12	40.84.23.21.12	
			24V	SPDT	40.84.12.11.24	40.84.12.21.24	40.84.13.11.24	40.84.13.21.24	
				DPDT	40.84.22.11.24	40.84.22.21.24	40.84.23.11.24	40.84.23.21.24	
		Filament	6V	SPDT	40.84.12.12.06	40.84.12.22.06	40.84.13.12.06	40.84.13.22.06	
				DPDT	40.84.22.12.06	40.84.22.22.06	40.84.23.12.06	40.84.23.22.06	
			12V	SPDT	40.84.12.12.12	40.84.12.22.12	40.84.13.12.12	40.84.13.22.12	
				DPDT	40.84.22.12.12	40.84.22.22.12	40.84.23.12.12	40.84.23.22.12	
			24V	SPDT	40.84.12.12.24	40.84.12.22.24	40.84.13.12.24	40.84.13.22.24	
				DPDT	40.84.22.12.24	40.84.22.22.24	40.84.23.12.24	40.84.23.22.24	
 <p>Round Illuminated</p>	Maintained	LED	6V	SPDT	40.94.12.11.06	40.94.12.21.06	40.94.13.11.06	40.94.13.21.06	
				DPDT	40.94.22.11.06	40.94.22.21.06	40.94.23.11.06	40.94.23.21.06	
			12V	SPDT	40.94.12.11.12	40.94.12.21.12	40.94.13.11.12	40.94.13.21.12	
				DPDT	40.94.22.11.12	40.94.22.21.12	40.94.23.11.12	40.94.23.21.12	
			24V	SPDT	40.94.12.11.24	40.94.12.21.24	40.94.13.11.24	40.94.13.21.24	
				DPDT	40.94.22.11.24	40.94.22.21.24	40.94.23.11.24	40.94.23.21.24	
		Filament	6V	SPDT	40.94.12.12.06	40.94.12.22.06	40.94.13.12.06	40.94.13.22.06	
				DPDT	40.94.22.12.06	40.94.22.22.06	40.94.23.12.06	40.94.23.22.06	
			12V	SPDT	40.94.12.12.12	40.94.12.22.12	40.94.13.12.12	40.94.13.22.12	
				DPDT	40.94.22.12.12	40.94.22.22.12	40.94.23.12.12	40.94.23.22.12	
			24V	SPDT	40.94.12.12.24	40.94.12.22.24	40.94.13.12.24	40.94.13.22.24	
				DPDT	40.94.22.12.24	40.94.22.22.24	40.94.23.12.24	40.94.23.22.24	





Dimensions - Illuminated Mushroom Head Pushbutton




Refer to next page for more color selection.







40 Series Ø16mm Switches & Pilot Lights

Illuminated Mushroom Head Pushbutton - Round

	Yellow 		Green 		Blue 		White 	
	IP40	IP65	IP40	IP65	IP40	IP65	IP40	IP65
	40.84.14.11.06	40.84.14.21.06	40.84.15.11.06	40.84.15.21.06	40.84.16.11.06	40.84.16.21.06	40.84.19.11.06	40.84.19.21.06
	40.84.24.11.06	40.84.24.21.06	40.84.25.11.06	40.84.25.21.06	40.84.84.11.06	40.84.84.21.06	40.84.29.11.06	40.84.29.21.06
	40.84.14.11.12	40.84.14.21.12	40.84.15.11.12	40.84.15.21.12	40.84.16.11.12	40.84.16.21.12	40.84.19.11.12	40.84.19.21.12
	40.84.24.11.12	40.84.24.21.12	40.84.25.11.12	40.84.25.21.12	40.84.84.11.12	40.84.84.21.12	40.84.29.11.12	40.84.29.21.12
	40.84.14.11.24	40.84.14.21.24	40.84.15.11.24	40.84.15.21.24	40.84.16.11.24	40.84.16.21.24	40.84.19.11.24	40.84.19.21.24
	40.84.24.11.24	40.84.24.21.24	40.84.25.11.24	40.84.25.21.24	40.84.84.11.24	40.84.84.21.24	40.84.29.11.24	40.84.29.21.24
	40.84.14.12.06	40.84.14.22.06	40.84.15.12.06	40.84.15.22.06	40.84.16.12.06	40.84.16.22.06	40.84.19.12.06	40.84.19.22.06
	40.84.24.12.06	40.84.24.22.06	40.84.25.12.06	40.84.25.22.06	40.84.84.12.06	40.84.84.22.06	40.84.29.12.06	40.84.29.22.06
	40.84.14.12.12	40.84.14.22.12	40.84.15.12.12	40.84.15.22.12	40.84.16.12.12	40.84.16.22.12	40.84.19.12.12	40.84.19.22.12
	40.84.24.12.12	40.84.24.22.12	40.84.25.12.12	40.84.25.22.12	40.84.84.12.12	40.84.84.22.12	40.84.29.12.12	40.84.29.22.12
	40.84.14.12.24	40.84.14.22.24	40.84.15.12.24	40.84.15.22.24	40.84.16.12.24	40.84.16.22.24	40.84.19.12.24	40.84.19.22.24
	40.84.24.12.24	40.84.24.22.24	40.84.25.12.24	40.84.25.22.24	40.84.84.12.24	40.84.84.22.24	40.84.29.12.24	40.84.29.22.24
	40.94.14.11.06	40.94.14.21.06	40.94.15.11.06	40.94.15.21.06	40.94.16.11.06	40.94.16.21.06	40.94.19.11.06	40.94.19.21.06
	40.94.24.11.06	40.94.24.21.06	40.94.25.11.06	40.94.25.21.06	40.94.84.11.06	40.94.84.21.06	40.94.29.11.06	40.94.29.21.06
	40.94.14.11.12	40.94.14.21.12	40.94.15.11.12	40.94.15.21.12	40.94.16.11.12	40.94.16.21.12	40.94.19.11.12	40.94.19.21.12
	40.94.24.11.12	40.94.24.21.12	40.94.25.11.12	40.94.25.21.12	40.94.84.11.12	40.94.84.21.12	40.94.29.11.12	40.94.29.21.12
	40.94.14.11.24	40.94.14.21.24	40.94.15.11.24	40.94.15.21.24	40.94.16.11.24	40.94.16.21.24	40.94.19.11.24	40.94.19.21.24
	40.94.24.11.24	40.94.24.21.24	40.94.25.11.24	40.94.25.21.24	40.94.84.11.24	40.94.84.21.24	40.94.29.11.24	40.94.29.21.24
	40.94.14.12.06	40.94.14.22.06	40.94.15.12.06	40.94.15.22.06	40.94.16.12.06	40.94.16.22.06	40.94.19.12.06	40.94.19.22.06
	40.94.24.12.06	40.94.24.22.06	40.94.25.12.06	40.94.25.22.06	40.94.84.12.06	40.94.84.22.06	40.94.29.12.06	40.94.29.22.06
	40.94.14.12.12	40.94.14.22.12	40.94.15.12.12	40.94.15.22.12	40.94.16.12.12	40.94.16.22.12	40.94.19.12.12	40.94.19.22.12
	40.94.24.12.12	40.94.24.22.12	40.94.25.12.12	40.94.25.22.12	40.94.84.12.12	40.94.84.22.12	40.94.29.12.12	40.94.29.22.12
	40.94.14.12.24	40.94.14.22.24	40.94.15.12.24	40.94.15.22.24	40.94.16.12.24	40.94.16.22.24	40.94.19.12.24	40.94.19.22.24
	40.94.24.12.24	40.94.24.22.24	40.94.25.12.24	40.94.25.22.24	40.94.84.12.24	40.94.84.22.24	40.94.29.12.24	40.94.29.22.24

Nomenclature - Illuminated Mushroom Head Pushbutton





Ordering	Description	Sample
2	Red	
3	Amber	
4	Yellow	
5	Green	
6	Blue	
9	White	

40 Series Switches & Indicators
 Operation Type
 Shape
 Contact

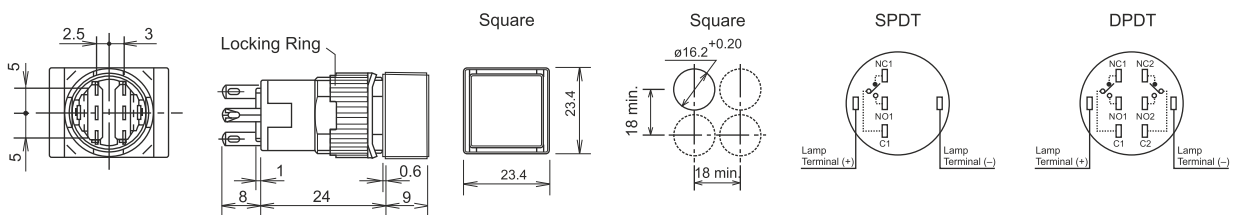
Voltage
 Lamp type
 Protection
 Color

40 Series Ø16mm Switches & Pilot Lights

Illuminated Mushroom Head Pushbutton - Square

Appearance	Operation	Lamp	Voltage	Contact	Red		Amber		
					IP40	IP65	IP40	IP65	
 <p>Square Illuminated</p>	Momentary	LED	6V	SPDT	40.85.12.11.06	40.85.12.21.06	40.85.13.11.06	40.85.13.21.06	
				DPDT	40.85.22.11.06	40.85.22.21.06	40.85.23.11.06	40.85.23.21.06	
			12V	SPDT	40.85.12.11.12	40.85.12.21.12	40.85.13.11.12	40.85.13.21.12	
				DPDT	40.85.22.11.12	40.85.22.21.12	40.85.23.11.12	40.85.23.21.12	
			24V	SPDT	40.85.12.11.24	40.85.12.21.24	40.85.13.11.24	40.85.13.21.24	
				DPDT	40.85.22.11.24	40.85.22.21.24	40.85.23.11.24	40.85.23.21.24	
		Filament	6V	SPDT	40.85.12.12.06	40.85.12.22.06	40.85.13.12.06	40.85.13.22.06	
				DPDT	40.85.22.12.06	40.85.22.22.06	40.85.23.12.06	40.85.23.22.06	
			12V	SPDT	40.85.12.12.12	40.85.12.22.12	40.85.13.12.12	40.85.13.22.12	
				DPDT	40.85.22.12.12	40.85.22.22.12	40.85.23.12.12	40.85.23.22.12	
			24V	SPDT	40.85.12.12.24	40.85.12.22.24	40.85.13.12.24	40.85.13.22.24	
				DPDT	40.85.22.12.24	40.85.22.22.24	40.85.23.12.24	40.85.23.22.24	
 <p>Square Illuminated</p>	Maintained	LED	6V	SPDT	40.95.12.11.06	40.95.12.21.06	40.95.13.11.06	40.95.13.21.06	
				DPDT	40.95.22.11.06	40.95.22.21.06	40.95.23.11.06	40.95.23.21.06	
			12V	SPDT	40.95.12.11.12	40.95.12.21.12	40.95.13.11.12	40.95.13.21.12	
				DPDT	40.95.22.11.12	40.95.22.21.12	40.95.23.11.12	40.95.23.21.12	
			24V	SPDT	40.95.12.11.24	40.95.12.21.24	40.95.13.11.24	40.95.13.21.24	
				DPDT	40.95.22.11.24	40.95.22.21.24	40.95.23.11.24	40.95.23.21.24	
		Filament	6V	SPDT	40.95.12.12.06	40.95.12.22.06	40.95.13.12.06	40.95.13.22.06	
				DPDT	40.95.22.12.06	40.95.22.22.06	40.95.23.12.06	40.95.23.22.06	
			12V	SPDT	40.95.12.12.12	40.95.12.22.12	40.95.13.12.12	40.95.13.22.12	
				DPDT	40.95.22.12.12	40.95.22.22.12	40.95.23.12.12	40.95.23.22.12	
			24V	SPDT	40.95.12.12.24	40.95.12.22.24	40.95.13.12.24	40.95.13.22.24	
				DPDT	40.95.22.12.24	40.95.22.22.24	40.95.23.12.24	40.95.23.22.24	

Dimensions - Illuminated Mushroom Head Pushbutton



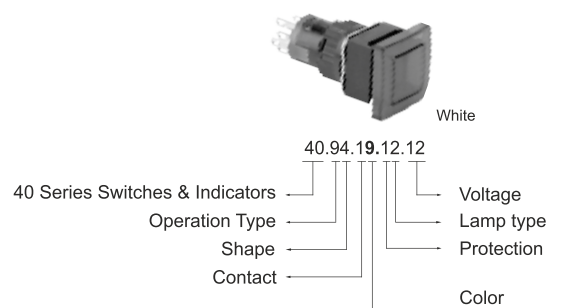
Refer to next page for more color selection.

40 Series Ø16mm Switches & Pilot Lights

Illuminated Mushroom Head Pushbutton - Square

	Yellow		Green		Blue		White	
	IP40	IP65	IP40	IP65	IP40	IP65	IP40	IP65
	40.85.14.11.06	40.85.14.21.06	40.85.15.11.06	40.85.15.21.06	40.85.16.11.06	40.85.16.21.06	40.85.19.11.06	40.85.19.21.06
	40.85.24.11.06	40.85.24.21.06	40.85.25.11.06	40.85.25.21.06	40.85.85.11.06	40.85.85.21.06	40.85.29.11.06	40.85.29.21.06
	40.85.14.11.12	40.85.14.21.12	40.85.15.11.12	40.85.15.21.12	40.85.16.11.12	40.85.16.21.12	40.85.19.11.12	40.85.19.21.12
	40.85.24.11.12	40.85.24.21.12	40.85.25.11.12	40.85.25.21.12	40.85.85.11.12	40.85.85.21.12	40.85.29.11.12	40.85.29.21.12
	40.85.14.11.24	40.85.14.21.24	40.85.15.11.24	40.85.15.21.24	40.85.16.11.24	40.85.16.21.24	40.85.19.11.24	40.85.19.21.24
	40.85.24.11.24	40.85.24.21.24	40.85.25.11.24	40.85.25.21.24	40.85.85.11.24	40.85.85.21.24	40.85.29.11.24	40.85.29.21.24
	40.85.14.12.06	40.85.14.22.06	40.85.15.12.06	40.85.15.22.06	40.85.16.12.06	40.85.16.22.06	40.85.19.12.06	40.85.19.22.06
	40.85.24.12.06	40.85.24.22.06	40.85.25.12.06	40.85.25.22.06	40.85.85.12.06	40.85.85.22.06	40.85.29.12.06	40.85.29.22.06
	40.85.14.12.12	40.85.14.22.12	40.85.15.12.12	40.85.15.22.12	40.85.16.12.12	40.85.16.22.12	40.85.19.12.12	40.85.19.22.12
	40.85.24.12.12	40.85.24.22.12	40.85.25.12.12	40.85.25.22.12	40.85.85.12.12	40.85.85.22.12	40.85.29.12.12	40.85.29.22.12
	40.85.14.12.24	40.85.14.22.24	40.85.15.12.24	40.85.15.22.24	40.85.16.12.24	40.85.16.22.24	40.85.19.12.24	40.85.19.22.24
	40.85.24.12.24	40.85.24.22.24	40.85.25.12.24	40.85.25.22.24	40.85.85.12.24	40.85.85.22.24	40.85.29.12.24	40.85.29.22.24
	40.95.14.11.06	40.95.14.21.06	40.95.15.11.06	40.95.15.21.06	40.95.16.11.06	40.95.16.21.06	40.95.19.11.06	40.95.19.21.06
	40.95.24.11.06	40.95.24.21.06	40.95.25.11.06	40.95.25.21.06	40.95.85.11.06	40.95.85.21.06	40.95.29.11.06	40.95.29.21.06
	40.95.14.11.12	40.95.14.21.12	40.95.15.11.12	40.95.15.21.12	40.95.16.11.12	40.95.16.21.12	40.95.19.11.12	40.95.19.21.12
	40.95.24.11.12	40.95.24.21.12	40.95.25.11.12	40.95.25.21.12	40.95.85.11.12	40.95.85.21.12	40.95.29.11.12	40.95.29.21.12
	40.95.14.11.24	40.95.14.21.24	40.95.15.11.24	40.95.15.21.24	40.95.16.11.24	40.95.16.21.24	40.95.19.11.24	40.95.19.21.24
	40.95.24.11.24	40.95.24.21.24	40.95.25.11.24	40.95.25.21.24	40.95.85.11.24	40.95.85.21.24	40.95.29.11.24	40.95.29.21.24
	40.95.14.12.06	40.95.14.22.06	40.95.15.12.06	40.95.15.22.06	40.95.16.12.06	40.95.16.22.06	40.95.19.12.06	40.95.19.22.06
	40.95.24.12.06	40.95.24.22.06	40.95.25.12.06	40.95.25.22.06	40.95.85.12.06	40.95.85.22.06	40.95.29.12.06	40.95.29.22.06
	40.95.14.12.12	40.95.14.22.12	40.95.15.12.12	40.95.15.22.12	40.95.16.12.12	40.95.16.22.12	40.95.19.12.12	40.95.19.22.12
	40.95.24.12.12	40.95.24.22.12	40.95.25.12.12	40.95.25.22.12	40.95.85.12.12	40.95.85.22.12	40.95.29.12.12	40.95.29.22.12
	40.95.14.12.24	40.95.14.22.24	40.95.15.12.24	40.95.15.22.24	40.95.16.12.24	40.95.16.22.24	40.95.19.12.24	40.95.19.22.24
	40.95.24.12.24	40.95.24.22.24	40.95.25.12.24	40.95.25.22.24	40.95.85.12.24	40.95.85.22.24	40.95.29.12.24	40.95.29.22.24


Nomenclature - Illuminated Mushroom Head Pushbutton




Ordering	Description	Sample
2	Red	
3	Amber	
4	Yellow	
5	Green	
6	Blue	
9	White	

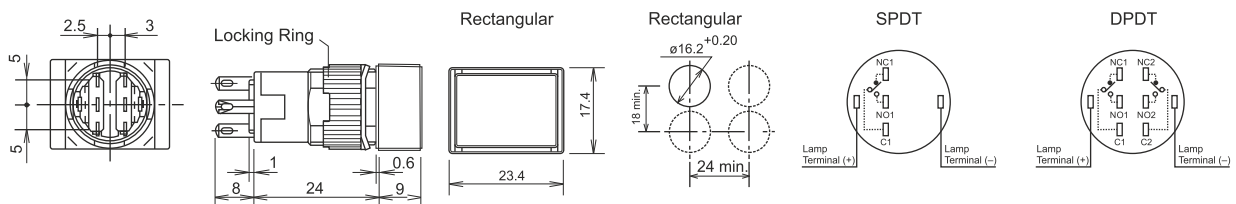
40 Series Ø16mm Switches & Pilot Lights

Illuminated Mushroom Head Pushbutton - Rectangular

Appearance	Operation	Lamp	Voltage	Contact	Red		Amber		
					IP40	IP65	IP40	IP65	
 <p>Rectangle Illuminated</p>	Momentary	LED	6V	SPDT	40.86.12.11.06	40.86.12.21.06	40.86.13.11.06	40.86.13.21.06	
				DPDT	40.86.22.11.06	40.86.22.21.06	40.86.23.11.06	40.86.23.21.06	
			12V	SPDT	40.86.12.11.12	40.86.12.21.12	40.86.13.11.12	40.86.13.21.12	
				DPDT	40.86.22.11.12	40.86.22.21.12	40.86.23.11.12	40.86.23.21.12	
			24V	SPDT	40.86.12.11.24	40.86.12.21.24	40.86.13.11.24	40.86.13.21.24	
				DPDT	40.86.22.11.24	40.86.22.21.24	40.86.23.11.24	40.86.23.21.24	
		Filament	6V	SPDT	40.86.12.12.06	40.86.12.22.06	40.86.13.12.06	40.86.13.22.06	
				DPDT	40.86.22.12.06	40.86.22.22.06	40.86.23.12.06	40.86.23.22.06	
			12V	SPDT	40.86.12.12.12	40.86.12.22.12	40.86.13.12.12	40.86.13.22.12	
				DPDT	40.86.22.12.12	40.86.22.22.12	40.86.23.12.12	40.86.23.22.12	
			24V	SPDT	40.86.12.12.24	40.86.12.22.24	40.86.13.12.24	40.86.13.22.24	
				DPDT	40.86.22.12.24	40.86.22.22.24	40.86.23.12.24	40.86.23.22.24	

 <p>Rectangle Illuminated</p>	Maintained	LED	6V	SPDT	40.96.12.11.06	40.96.12.21.06	40.96.13.11.06	40.96.13.21.06	
				DPDT	40.96.22.11.06	40.96.22.21.06	40.96.23.11.06	40.96.23.21.06	
			12V	SPDT	40.96.12.11.12	40.96.12.21.12	40.96.13.11.12	40.96.13.21.12	
				DPDT	40.96.22.11.12	40.96.22.21.12	40.96.23.11.12	40.96.23.21.12	
			24V	SPDT	40.96.12.11.24	40.96.12.21.24	40.96.13.11.24	40.96.13.21.24	
				DPDT	40.96.22.11.24	40.96.22.21.24	40.96.23.11.24	40.96.23.21.24	
		Filament	6V	SPDT	40.96.12.12.06	40.96.12.22.06	40.96.13.12.06	40.96.13.22.06	
				DPDT	40.96.22.12.06	40.96.22.22.06	40.96.23.12.06	40.96.23.22.06	
			12V	SPDT	40.96.12.12.12	40.96.12.22.12	40.96.13.12.12	40.96.13.22.12	
				DPDT	40.96.22.12.12	40.96.22.22.12	40.96.23.12.12	40.96.23.22.12	
			24V	SPDT	40.96.12.12.24	40.96.12.22.24	40.96.13.12.24	40.96.13.22.24	
				DPDT	40.96.22.12.24	40.96.22.22.24	40.96.23.12.24	40.96.23.22.24	

Dimensions - Illuminated Mushroom Head Pushbutton



Refer to next page for more color selection.

40 Series Ø16mm Switches & Pilot Lights

Illuminated Mushroom Head Pushbutton - Rectangular

	Yellow		Green		Blue		White	
	IP40	IP65	IP40	IP65	IP40	IP65	IP40	IP65
	40.86.14.11.06	40.86.14.21.06	40.86.15.11.06	40.86.15.21.06	40.86.16.11.06	40.86.16.21.06	40.86.19.11.06	40.86.19.21.06
	40.86.24.11.06	40.86.24.21.06	40.86.25.11.06	40.86.25.21.06	40.86.86.11.06	40.86.86.21.06	40.86.29.11.06	40.86.29.21.06
	40.86.14.11.12	40.86.14.21.12	40.86.15.11.12	40.86.15.21.12	40.86.16.11.12	40.86.16.21.12	40.86.19.11.12	40.86.19.21.12
	40.86.24.11.12	40.86.24.21.12	40.86.25.11.12	40.86.25.21.12	40.86.86.11.12	40.86.86.21.12	40.86.29.11.12	40.86.29.21.12
	40.86.14.11.24	40.86.14.21.24	40.86.15.11.24	40.86.15.21.24	40.86.16.11.24	40.86.16.21.24	40.86.19.11.24	40.86.19.21.24
	40.86.24.11.24	40.86.24.21.24	40.86.25.11.24	40.86.25.21.24	40.86.86.11.24	40.86.86.21.24	40.86.29.11.24	40.86.29.21.24
	40.86.14.12.06	40.86.14.22.06	40.86.15.12.06	40.86.15.22.06	40.86.16.12.06	40.86.16.22.06	40.86.19.12.06	40.86.19.22.06
	40.86.24.12.06	40.86.24.22.06	40.86.25.12.06	40.86.25.22.06	40.86.86.12.06	40.86.86.22.06	40.86.29.12.06	40.86.29.22.06
	40.86.14.12.12	40.86.14.22.12	40.86.15.12.12	40.86.15.22.12	40.86.16.12.12	40.86.16.22.12	40.86.19.12.12	40.86.19.22.12
	40.86.24.12.12	40.86.24.22.12	40.86.25.12.12	40.86.25.22.12	40.86.86.12.12	40.86.86.22.12	40.86.29.12.12	40.86.29.22.12
	40.86.14.12.24	40.86.14.22.24	40.86.15.12.24	40.86.15.22.24	40.86.16.12.24	40.86.16.22.24	40.86.19.12.24	40.86.19.22.24
	40.86.24.12.24	40.86.24.22.24	40.86.25.12.24	40.86.25.22.24	40.86.86.12.24	40.86.86.22.24	40.86.29.12.24	40.86.29.22.24
	40.96.14.11.06	40.96.14.21.06	40.96.15.11.06	40.96.15.21.06	40.96.16.11.06	40.96.16.21.06	40.96.19.11.06	40.96.19.21.06
	40.96.24.11.06	40.96.24.21.06	40.96.25.11.06	40.96.25.21.06	40.96.86.11.06	40.96.86.21.06	40.96.29.11.06	40.96.29.21.06
	40.96.14.11.12	40.96.14.21.12	40.96.15.11.12	40.96.15.21.12	40.96.16.11.12	40.96.16.21.12	40.96.19.11.12	40.96.19.21.12
	40.96.24.11.12	40.96.24.21.12	40.96.25.11.12	40.96.25.21.12	40.96.86.11.12	40.96.86.21.12	40.96.29.11.12	40.96.29.21.12
	40.96.14.11.24	40.96.14.21.24	40.96.15.11.24	40.96.15.21.24	40.96.16.11.24	40.96.16.21.24	40.96.19.11.24	40.96.19.21.24
	40.96.24.11.24	40.96.24.21.24	40.96.25.11.24	40.96.25.21.24	40.96.86.11.24	40.96.86.21.24	40.96.29.11.24	40.96.29.21.24
	40.96.14.12.06	40.96.14.22.06	40.96.15.12.06	40.96.15.22.06	40.96.16.12.06	40.96.16.22.06	40.96.19.12.06	40.96.19.22.06
	40.96.24.12.06	40.96.24.22.06	40.96.25.12.06	40.96.25.22.06	40.96.86.12.06	40.96.86.22.06	40.96.29.12.06	40.96.29.22.06
	40.96.14.12.12	40.96.14.22.12	40.96.15.12.12	40.96.15.22.12	40.96.16.12.12	40.96.16.22.12	40.96.19.12.12	40.96.19.22.12
	40.96.24.12.12	40.96.24.22.12	40.96.25.12.12	40.96.25.22.12	40.96.86.12.12	40.96.86.22.12	40.96.29.12.12	40.96.29.22.12
	40.96.14.12.24	40.96.14.22.24	40.96.15.12.24	40.96.15.22.24	40.96.16.12.24	40.96.16.22.24	40.96.19.12.24	40.96.19.22.24
	40.96.24.12.24	40.96.24.22.24	40.96.25.12.24	40.96.25.22.24	40.96.86.12.24	40.96.86.22.24	40.96.29.12.24	40.96.29.22.24

Nomenclature - Illuminated Mushroom Head Pushbutton

Ordering	Description	Sample
2	Red	
3	Amber	
4	Yellow	
5	Green	
6	Blue	
9	White	

40 Series Switches & Indicators
 Operation Type
 Shape
 Contact

Voltage
 Lamp type
 Protection
 Color

40 Series Ø16mm Switches & Pilot Lights


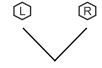


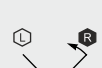







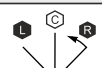

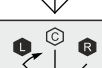




Selector Switch

Appearance	Position	Operation	Retained at	Contact	Model No. IP40	Model No. IP65
 Round	90° 2 Positions	Maintained		SPDT	40.41.10.11	40.41.10.21
		Spring Return from Right to Left		DPDT	40.41.20.11	40.41.20.21
				SPDT	40.41.10.12	40.41.10.22
				DPDT	40.41.20.12	40.41.20.22
 Round	45° 3 Positions	Maintained		DPDT	40.51.20.11	40.51.20.21
		Spring return from right to center		DPDT	40.51.20.12	40.51.20.22
		Spring return from left to center		DPDT	40.51.20.13	40.51.20.23
		Spring return two-way		DPDT	40.51.20.14	40.51.20.24
 Square	90° 2 Positions	Maintained		SPDT	40.42.10.11	40.42.10.21
		Spring Return from Right to Left		DPDT	40.42.20.11	40.42.20.21
				SPDT	40.42.10.12	40.42.10.22
				DPDT	40.42.20.12	40.42.20.22
 Square	45° 3 Positions	Maintained		DPDT	40.52.20.11	40.52.20.21
		Spring return from right to center		DPDT	40.52.20.12	40.52.20.22
		Spring return from left to center		DPDT	40.52.20.13	40.52.20.23
		Spring return two-way		DPDT	40.52.20.14	40.52.20.24
 Rectangular	90° 2 Positions	Maintained		SPDT	40.43.10.11	40.43.10.21
		Spring Return from Right to Left		DPDT	40.43.20.11	40.43.20.21
				SPDT	40.43.10.12	40.43.10.22
				DPDT	40.43.20.12	40.43.20.22
 Rectangular	45° 3 Positions	Maintained		DPDT	40.53.20.11	40.53.20.21
		Spring return from right to center		DPDT	40.53.20.12	40.53.20.22
		Spring return from left to center		DPDT	40.53.20.13	40.53.20.23
		Spring return two-way		DPDT	40.53.20.14	40.53.20.24

Refer to page no. 44 for Dimensions.

40 Series Ø16mm Switches & Pilot Lights

Key Selector Switch - Round


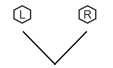



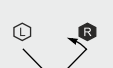


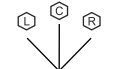







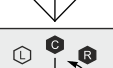

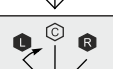

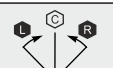
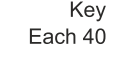
Appearance	Position	Operation	Color	Retained at	Contact	Model No. IP40	Model No. IP65				
 <p>Round</p>	90° 2 Positions	Maintained	Black		SPDT	40.61.10.111	40.61.10.211				
					DPDT	40.61.20.111	40.61.20.211				
					SPDT	40.61.10.112	40.61.10.212				
					DPDT	40.61.20.112	40.61.20.212				
							SPDT	40.61.10.113	40.61.10.213		
							DPDT	40.61.20.113	40.61.20.213		
		Spring Return from Right to Left	Black								
							SPDT	40.61.10.122	40.61.10.222		
					DPDT	40.61.20.122	40.61.20.222				
 <p>Round</p>	45° 3 Positions	Maintained	Black		DPDT	40.71.20.111	40.71.20.211				
						DPDT	40.71.20.112	40.71.20.212			
									DPDT	40.71.20.113	40.71.20.213
									DPDT	40.71.20.114	40.71.20.214
									DPDT	40.71.20.115	40.71.20.215
									DPDT	40.71.20.116	40.71.20.216
									DPDT	40.71.20.117	40.71.20.217
			Spring Return from Right to Center		Black						
								DPDT	40.71.20.122	40.71.20.222	
								DPDT	40.71.20.124	40.71.20.224	
							DPDT	40.71.20.126	40.71.20.226		
			Spring Return from Left to Center		Black						
								DPDT	40.71.20.133	40.71.20.233	
								DPDT	40.71.20.134	40.71.20.234	
							DPDT	40.71.20.137	40.71.20.237		
			Spring Return two ways		Black						
					DPDT	40.71.20.144	40.71.20.244				

Refer to page no. 44 for Dimensions.

Key is retained at ● positions and removable at ◊ position.
Each 40 Series Key Selector Switch is supplied with a spare key.

40 Series Ø16mm Switches & Pilot Lights

Key Selector Switch - Square


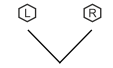






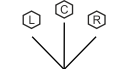

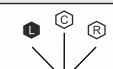








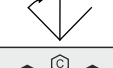

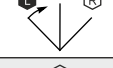
Appearance	Position	Operation	Color	Retained at	Contact	Model No. IP40	Model No. IP65
 <p>Square</p>	90° 2 Positions	Maintained	Black		SPDT	40.62.10.111	40.62.10.211
					DPDT	40.62.20.111	40.62.20.211
					SPDT	40.62.10.112	40.62.10.212
					DPDT	40.62.20.112	40.62.20.212
		Spring Return from Right to Left	Black		SPDT	40.62.10.113	40.62.10.213
					DPDT	40.62.20.113	40.62.20.213
 <p>Square</p>	45° 3 Positions	Maintained	Black		DPDT	40.72.20.111	40.72.20.211
					DPDT	40.72.20.112	40.72.20.212
					DPDT	40.72.20.113	40.72.20.213
					DPDT	40.72.20.114	40.72.20.214
					DPDT	40.72.20.115	40.72.20.215
					DPDT	40.72.20.116	40.72.20.216
		Spring Return from Right to Center	Black		DPDT	40.72.20.117	40.72.20.217
					DPDT	40.72.20.122	40.72.20.222
					DPDT	40.72.20.124	40.72.20.224
		Spring Return from Left to Center	Black		DPDT	40.72.20.126	40.72.20.226
					DPDT	40.72.20.133	40.72.20.233
					DPDT	40.72.20.134	40.72.20.234
		Spring Return two ways	Black		DPDT	40.72.20.137	40.72.20.237
					DPDT	40.72.20.144	40.72.20.244

Refer to page no. 44 for Dimensions.

Key is retained at ● positions and removable at ○ position.
Each 40 Series Key Selector Switch is supplied with a spare key.

40 Series Ø16mm Switches & Pilot Lights

Key Selector Switch - Rectangular


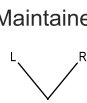

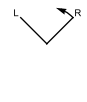
Appearance	Position	Operation	Color	Retained at	Contact	Model No. IP40	Model No. IP65
 Rectangular	90° 2 Positions	Maintained	Black		SPDT	40.63.10.111	40.63.10.211
					DPDT	40.63.20.111	40.63.20.211
					SPDT	40.63.10.112	40.63.10.212
					DPDT	40.63.20.112	40.63.20.212
		Spring Return from Right to Left	Black		SPDT	40.63.10.113	40.63.10.213
					DPDT	40.63.20.113	40.63.20.213
 Rectangular	45° 3 Positions	Maintained	Black		DPDT	40.73.20.111	40.73.20.211
					DPDT	40.73.20.112	40.73.20.212
					DPDT	40.73.20.113	40.73.20.213
					DPDT	40.73.20.114	40.73.20.214
					DPDT	40.73.20.115	40.73.20.215
					DPDT	40.73.20.116	40.73.20.216
					DPDT	40.73.20.117	40.73.20.217
		Spring Return from Right to Center	Black		DPDT	40.73.20.122	40.73.20.222
					DPDT	40.73.20.124	40.73.20.224
					DPDT	40.73.20.126	40.73.20.226
		Spring Return from Left to Center	Black		DPDT	40.73.20.133	40.73.20.233
					DPDT	40.73.20.134	40.73.20.234
					DPDT	40.73.20.137	40.73.20.237
		Spring Return two ways	Black		DPDT	40.73.20.144	40.73.20.244

Refer to page no. 44 for Dimensions.

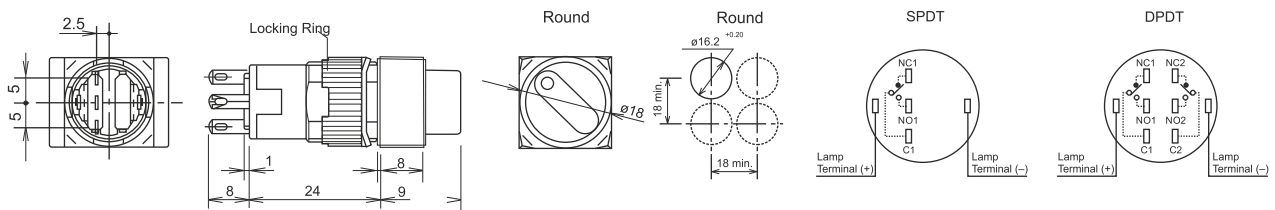
Key is retained at ● positions and removable at ○ position.
Each 40 Series Key Selector Switch is supplied with a spare key.

40 Series Ø16mm Switches & Pilot Lights

Illuminated Selector Switch - Round

Appearance	Positions	Voltage	Lamp	Contact	Red		Amber		
					IP40	IP65	IP40	IP65	
 <p>90° 2 Positions Round Illuminated</p>	 <p>Maintained</p>	6V AC/DC	LED	SPDT	40.44.12.111.06	40.44.12.211.06	40.44.13.111.06	40.44.13.211.06	
				DPDT	40.44.22.111.06	40.44.22.211.06	40.44.23.111.06	40.44.23.211.06	
			Filament	SPDT	40.44.12.112.06	40.44.12.212.06	40.44.13.112.06	40.44.13.212.06	
				DPDT	40.44.22.112.06	40.44.22.212.06	40.44.23.112.06	40.44.23.212.06	
		12V AC/DC	LED	SPDT	40.44.12.111.12	40.44.12.211.12	40.44.13.111.12	40.44.13.211.12	
				DPDT	40.44.22.111.12	40.44.22.211.12	40.44.23.111.12	40.44.23.211.12	
	Filament		SPDT	40.44.12.112.12	40.44.12.212.12	40.44.13.112.12	40.44.13.212.12		
			DPDT	40.44.22.112.12	40.44.22.212.12	40.44.23.112.12	40.44.23.212.12		
	24V AC/DC	LED	SPDT	40.44.12.111.24	40.44.12.211.24	40.44.13.111.24	40.44.13.211.24		
			DPDT	40.44.22.111.24	40.44.22.211.24	40.44.23.111.24	40.44.23.211.24		
		Filament	SPDT	40.44.12.112.24	40.44.12.212.24	40.44.13.112.24	40.44.13.212.24		
			DPDT	40.44.22.112.24	40.44.22.212.24	40.44.23.112.24	40.44.23.212.24		
 <p>90° 2 Positions Round Illuminated</p>	 <p>Spring Return from Right</p>	6V AC/DC	LED	SPDT	40.44.12.121.06	40.44.12.221.06	40.44.13.121.06	40.44.13.221.06	
				DPDT	40.44.22.121.06	40.44.22.221.06	40.44.23.121.06	40.44.23.221.06	
			Filament	SPDT	40.44.12.122.06	40.44.12.222.06	40.44.13.122.06	40.44.13.222.06	
				DPDT	40.44.22.122.06	40.44.22.222.06	40.44.23.122.06	40.44.23.222.06	
		12V AC/DC	LED	SPDT	40.44.12.121.12	40.44.12.221.12	40.44.13.121.12	40.44.13.221.12	
				DPDT	40.44.22.121.12	40.44.22.221.12	40.44.23.121.12	40.44.23.221.12	
	Filament		SPDT	40.44.12.122.12	40.44.12.222.12	40.44.13.122.12	40.44.13.222.12		
			DPDT	40.44.22.122.12	40.44.22.222.12	40.44.23.122.12	40.44.23.222.12		
	24V AC/DC	LED	SPDT	40.44.12.121.24	40.44.12.221.24	40.44.13.121.24	40.44.13.221.24		
			DPDT	40.44.22.121.24	40.44.22.221.24	40.44.23.121.24	40.44.23.221.24		
		Filament	SPDT	40.44.12.122.24	40.44.12.222.24	40.44.13.122.24	40.44.13.222.24		
			DPDT	40.44.22.122.24	40.44.22.222.24	40.44.23.122.24	40.44.23.222.24		





Dimensions - Illuminated Selector Switch



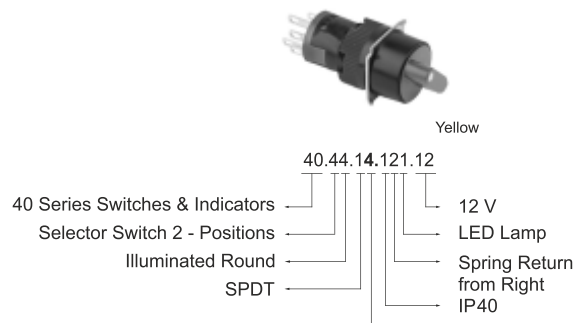
Refer to next page for more color selection.



40 Series Ø16mm Switches & Pilot Lights

Illuminated Selector Switch - Round

	Yellow 		Green 		Blue 		White 	
	IP40	IP65	IP40	IP65	IP40	IP65	IP40	IP65
	40.44.14.111.06	40.44.14.211.06	40.44.15.111.06	40.44.15.211.06	40.44.16.111.06	40.44.16.211.06	40.44.19.111.06	40.44.19.211.06
	40.44.24.111.06	40.44.24.211.06	40.44.25.111.06	40.44.25.211.06	40.44.26.111.06	40.44.26.211.06	40.44.29.111.06	40.44.29.211.06
	40.44.14.112.06	40.44.14.212.06	40.44.15.112.06	40.44.15.212.06	40.44.16.112.06	40.44.16.212.06	40.44.19.112.06	40.44.19.212.06
	40.44.24.112.06	40.44.24.212.06	40.44.25.112.06	40.44.25.212.06	40.44.26.112.06	40.44.26.212.06	40.44.29.112.06	40.44.29.212.06
	40.44.14.111.12	40.44.14.211.12	40.44.15.111.12	40.44.15.211.12	40.44.16.111.12	40.44.16.211.12	40.44.19.111.12	40.44.19.211.12
	40.44.24.111.12	40.44.24.211.12	40.44.25.111.12	40.44.25.211.12	40.44.26.111.12	40.44.26.211.12	40.44.29.111.12	40.44.29.211.12
	40.44.14.112.12	40.44.14.212.12	40.44.15.112.12	40.44.15.212.12	40.44.16.112.12	40.44.16.212.12	40.44.19.112.12	40.44.19.212.12
	40.44.24.112.12	40.44.24.212.12	40.44.25.112.12	40.44.25.212.12	40.44.26.112.12	40.44.26.212.12	40.44.29.112.12	40.44.29.212.12
	40.44.14.111.24	40.44.14.211.24	40.44.15.111.24	40.44.15.211.24	40.44.16.111.24	40.44.16.211.24	40.44.19.111.24	40.44.19.211.24
	40.44.24.111.24	40.44.24.211.24	40.44.25.111.24	40.44.25.211.24	40.44.26.111.24	40.44.26.211.24	40.44.29.111.24	40.44.29.211.24
	40.44.14.112.24	40.44.14.212.24	40.44.15.112.24	40.44.15.212.24	40.44.16.112.24	40.44.16.212.24	40.44.19.112.24	40.44.19.212.24
	40.44.24.112.24	40.44.24.212.24	40.44.25.112.24	40.44.25.212.24	40.44.26.112.24	40.44.26.212.24	40.44.29.112.24	40.44.29.212.24
	40.44.14.121.06	40.44.14.221.06	40.44.15.121.06	40.44.15.221.06	40.44.16.121.06	40.44.16.221.06	40.44.19.121.06	40.44.19.221.06
	40.44.24.121.06	40.44.24.221.06	40.44.25.121.06	40.44.25.221.06	40.44.26.121.06	40.44.26.221.06	40.44.29.121.06	40.44.29.221.06
	40.44.14.122.06	40.44.14.222.06	40.44.15.122.06	40.44.15.222.06	40.44.16.122.06	40.44.16.222.06	40.44.19.122.06	40.44.19.222.06
	40.44.24.122.06	40.44.24.222.06	40.44.25.122.06	40.44.25.222.06	40.44.26.122.06	40.44.26.222.06	40.44.29.122.06	40.44.29.222.06
	40.44.14.121.12	40.44.14.221.12	40.44.15.121.12	40.44.15.221.12	40.44.16.121.12	40.44.16.221.12	40.44.19.121.12	40.44.19.221.12
	40.44.24.121.12	40.44.24.221.12	40.44.25.121.12	40.44.25.221.12	40.44.26.121.12	40.44.26.221.12	40.44.29.121.12	40.44.29.221.12
	40.44.14.122.12	40.44.14.222.12	40.44.15.122.12	40.44.15.222.12	40.44.16.122.12	40.44.16.222.12	40.44.19.122.12	40.44.19.222.12
	40.44.24.122.12	40.44.24.222.12	40.44.25.122.12	40.44.25.222.12	40.44.26.122.12	40.44.26.222.12	40.44.29.122.12	40.44.29.222.12
	40.44.14.121.24	40.44.14.221.24	40.44.15.121.24	40.44.15.221.24	40.44.16.121.24	40.44.16.221.24	40.44.19.121.24	40.44.19.221.24
	40.44.24.121.24	40.44.24.221.24	40.44.25.121.24	40.44.25.221.24	40.44.26.121.24	40.44.26.221.24	40.44.29.121.24	40.44.29.221.24
	40.44.14.122.24	40.44.14.222.24	40.44.15.122.24	40.44.15.222.24	40.44.16.122.24	40.44.16.222.24	40.44.19.122.24	40.44.19.222.24
	40.44.24.122.24	40.44.24.222.24	40.44.25.122.24	40.44.25.222.24	40.44.26.122.24	40.44.26.222.24	40.44.29.122.24	40.44.29.222.24







Nomenclature - Illuminated Selector Switch



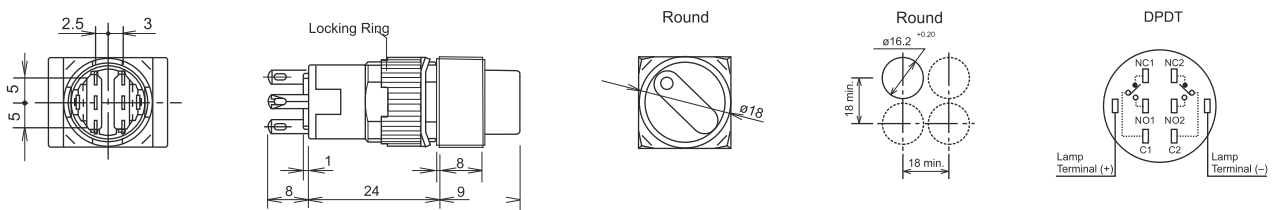
Ordering	Description	Sample
2	Red	
3	Amber	
4	Yellow	
5	Green	
6	Blue	
9	White	

40 Series Ø16mm Switches & Pilot Lights

Illuminated Selector Switch - Round

Appearance	Positions	Voltage	Lamp	Contact	Red		Amber		
					IP40	IP65	IP40	IP65	
 <p>45° 3 Positions Round Illuminated</p>	Maintained 	6V AC/DC	LED	DPDT	40.54.22.111.06	40.54.22.211.06	40.54.23.111.06	40.54.23.211.06	
			Filament	DPDT	40.54.22.112.06	40.54.22.212.06	40.54.23.112.06	40.54.23.212.06	
		12V AC/DC	LED	DPDT	40.54.22.111.12	40.54.22.211.12	40.54.23.111.12	40.54.23.211.12	
			Filament	DPDT	40.54.22.112.12	40.54.22.212.12	40.54.23.112.12	40.54.23.212.12	
		24V AC/DC	LED	DPDT	40.54.22.111.24	40.54.22.211.24	40.54.23.111.24	40.54.23.211.24	
			Filament	DPDT	40.54.22.112.24	40.54.22.212.24	40.54.23.112.24	40.54.23.212.24	
	Spring Return from Right 	6V AC/DC	LED	DPDT	40.54.22.121.06	40.54.22.221.06	40.54.23.121.06	40.54.23.221.06	
			Filament	DPDT	40.54.22.122.06	40.54.22.222.06	40.54.23.122.06	40.54.23.222.06	
		12V AC/DC	LED	DPDT	40.54.22.121.12	40.54.22.221.12	40.54.23.121.12	40.54.23.221.12	
			Filament	DPDT	40.54.22.122.12	40.54.22.222.12	40.54.23.122.12	40.54.23.222.12	
		24V AC/DC	LED	DPDT	40.54.22.121.24	40.54.22.221.24	40.54.23.121.24	40.54.23.221.24	
			Filament	DPDT	40.54.22.122.24	40.54.22.222.24	40.54.23.122.24	40.54.23.222.24	
 <p>45° 3 Positions Round Illuminated</p>	Spring Return from Left 	6V AC/DC	LED	DPDT	40.54.22.131.06	40.54.22.231.06	40.54.23.131.06	40.54.23.231.06	
			Filament	DPDT	40.54.22.132.06	40.54.22.232.06	40.54.23.132.06	40.54.23.232.06	
		12V AC/DC	LED	DPDT	40.54.22.131.12	40.54.22.231.12	40.54.23.131.12	40.54.23.231.12	
			Filament	DPDT	40.54.22.132.12	40.54.22.232.12	40.54.23.132.12	40.54.23.232.12	
		24V AC/DC	LED	DPDT	40.54.22.131.24	40.54.22.231.24	40.54.23.131.24	40.54.23.231.24	
			Filament	DPDT	40.54.22.132.24	40.54.22.232.24	40.54.23.132.24	40.54.23.232.24	
	Spring Return Two Ways 	6V AC/DC	LED	DPDT	40.54.22.141.06	40.54.22.241.06	40.54.23.141.06	40.54.23.241.06	
			Filament	DPDT	40.54.22.142.06	40.54.22.242.06	40.54.23.142.06	40.54.23.242.06	
		12V AC/DC	LED	DPDT	40.54.22.141.12	40.54.22.241.12	40.54.23.141.12	40.54.23.241.12	
			Filament	DPDT	40.54.22.142.12	40.54.22.242.12	40.54.23.142.12	40.54.23.242.12	
		24V AC/DC	LED	DPDT	40.54.22.141.24	40.54.22.241.24	40.54.23.141.24	40.54.23.241.24	
			Filament	DPDT	40.54.22.142.24	40.54.22.242.24	40.54.23.142.24	40.54.23.242.24	

Dimensions - Illuminated Selector Switch



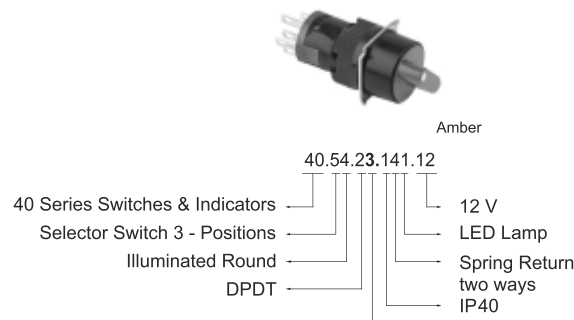
Refer to next page for more color selection.

40 Series Ø16mm Switches & Pilot Lights

Illuminated Selector Switch - Round

	Yellow		Green		Blue		White	
	IP40	IP65	IP40	IP65	IP40	IP65	IP40	IP65
	40.54.24.111.06	40.54.24.211.06	40.54.25.111.06	40.54.25.211.06	40.54.26.111.06	40.54.26.211.06	40.54.29.111.06	40.54.29.211.06
	40.54.24.112.06	40.54.24.212.06	40.54.25.112.06	40.54.25.212.06	40.54.26.112.06	40.54.26.212.06	40.54.29.112.06	40.54.29.212.06
	40.54.24.111.12	40.54.24.211.12	40.54.25.111.12	40.54.25.211.12	40.54.26.111.12	40.54.26.211.12	40.54.29.111.12	40.54.29.211.12
	40.54.24.112.12	40.54.24.212.12	40.54.25.112.12	40.54.25.212.12	40.54.26.112.12	40.54.26.212.12	40.54.29.112.12	40.54.29.212.12
	40.54.24.111.24	40.54.24.211.24	40.54.25.111.24	40.54.25.211.24	40.54.26.111.24	40.54.26.211.24	40.54.29.111.24	40.54.29.211.24
	40.54.24.112.24	40.54.24.212.24	40.54.25.112.24	40.54.25.212.24	40.54.26.112.24	40.54.26.212.24	40.54.29.112.24	40.54.29.212.24
	40.54.24.121.06	40.54.24.221.06	40.54.25.121.06	40.54.25.221.06	40.54.26.121.06	40.54.26.221.06	40.54.29.121.06	40.54.29.221.06
	40.54.24.122.06	40.54.24.222.06	40.54.25.122.06	40.54.25.222.06	40.54.26.122.06	40.54.26.222.06	40.54.29.122.06	40.54.29.222.06
	40.54.24.121.12	40.54.24.221.12	40.54.25.121.12	40.54.25.221.12	40.54.26.121.12	40.54.26.221.12	40.54.29.121.12	40.54.29.221.12
	40.54.24.122.12	40.54.24.222.12	40.54.25.122.12	40.54.25.222.12	40.54.26.122.12	40.54.26.222.12	40.54.29.122.12	40.54.29.222.12
	40.54.24.121.24	40.54.24.221.24	40.54.25.121.24	40.54.25.221.24	40.54.26.121.24	40.54.26.221.24	40.54.29.121.24	40.54.29.221.24
	40.54.24.122.24	40.54.24.222.24	40.54.25.122.24	40.54.25.222.24	40.54.26.122.24	40.54.26.222.24	40.54.29.122.24	40.54.29.222.24
	40.54.24.131.06	40.54.24.231.06	40.54.25.131.06	40.54.25.231.06	40.54.26.131.06	40.54.26.231.06	40.54.29.131.06	40.54.29.231.06
	40.54.24.132.06	40.54.24.232.06	40.54.25.132.06	40.54.25.232.06	40.54.26.132.06	40.54.26.232.06	40.54.29.132.06	40.54.29.232.06
	40.54.24.131.12	40.54.24.231.12	40.54.25.131.12	40.54.25.231.12	40.54.26.131.12	40.54.26.231.12	40.54.29.131.12	40.54.29.231.12
	40.54.24.132.12	40.54.24.232.12	40.54.25.132.12	40.54.25.232.12	40.54.26.132.12	40.54.26.232.12	40.54.29.132.12	40.54.29.232.12
	40.54.24.131.24	40.54.24.231.24	40.54.25.131.24	40.54.25.231.24	40.54.26.131.24	40.54.26.231.24	40.54.29.131.24	40.54.29.231.24
	40.54.24.132.24	40.54.24.232.24	40.54.25.132.24	40.54.25.232.24	40.54.26.132.24	40.54.26.232.24	40.54.29.132.24	40.54.29.232.24
	40.54.24.141.06	40.54.24.241.06	40.54.25.141.06	40.54.25.241.06	40.54.26.141.06	40.54.26.241.06	40.54.29.141.06	40.54.29.241.06
	40.54.24.142.06	40.54.24.242.06	40.54.25.142.06	40.54.25.242.06	40.54.26.142.06	40.54.26.242.06	40.54.29.142.06	40.54.29.242.06
	40.54.24.141.12	40.54.24.241.12	40.54.25.141.12	40.54.25.241.12	40.54.26.141.12	40.54.26.241.12	40.54.29.141.12	40.54.29.241.12
	40.54.24.142.12	40.54.24.242.12	40.54.25.142.12	40.54.25.242.12	40.54.26.142.12	40.54.26.242.12	40.54.29.142.12	40.54.29.242.12
	40.54.24.141.24	40.54.24.241.24	40.54.25.141.24	40.54.25.241.24	40.54.26.141.24	40.54.26.241.24	40.54.29.141.24	40.54.29.241.24
	40.54.24.142.24	40.54.24.242.24	40.54.25.142.24	40.54.25.242.24	40.54.26.142.24	40.54.26.242.24	40.54.29.142.24	40.54.29.242.24





Nomenclature - Illuminated Selector Switch



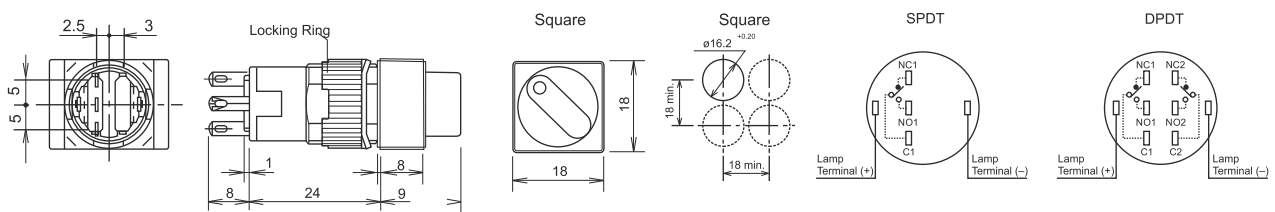
Ordering	Description	Sample
2	Red	
3	Amber	
4	Yellow	
5	Green	
6	Blue	
9	White	

40 Series Ø16mm Switches & Pilot Lights

Illuminated Selector Switch - Square

Appearance	Positions	Voltage	Lamp	Contact	Red		Amber		
					IP40	IP65	IP40	IP65	
 <p>90° 2 Positions Square Illuminated</p>	 <p>Maintained</p>	6V AC/DC	LED	SPDT	40.45.12.111.06	40.45.12.211.06	40.45.13.111.06	40.45.13.211.06	
				DPDT	40.45.22.111.06	40.45.22.211.06	40.45.23.111.06	40.45.23.211.06	
			Filament	SPDT	40.45.12.112.06	40.45.12.212.06	40.45.13.112.06	40.45.13.212.06	
				DPDT	40.45.22.112.06	40.45.22.212.06	40.45.23.112.06	40.45.23.212.06	
		12V AC/DC	LED	SPDT	40.45.12.111.12	40.45.12.211.12	40.45.13.111.12	40.45.13.211.12	
				DPDT	40.45.22.111.12	40.45.22.211.12	40.45.23.111.12	40.45.23.211.12	
	Filament		SPDT	40.45.12.112.12	40.45.12.212.12	40.45.13.112.12	40.45.13.212.12		
			DPDT	40.45.22.112.12	40.45.22.212.12	40.45.23.112.12	40.45.23.212.12		
	24V AC/DC	LED	SPDT	40.45.12.111.24	40.45.12.211.24	40.45.13.111.24	40.45.13.211.24		
			DPDT	40.45.22.111.24	40.45.22.211.24	40.45.23.111.24	40.45.23.211.24		
		Filament	SPDT	40.45.12.112.24	40.45.12.212.24	40.45.13.112.24	40.45.13.212.24		
			DPDT	40.45.22.112.24	40.45.22.212.24	40.45.23.112.24	40.45.23.212.24		
 <p>90° 2 Positions Square Illuminated</p>	 <p>Spring Return from Right</p>	6V AC/DC	LED	SPDT	40.45.12.121.06	40.45.12.221.06	40.45.13.121.06	40.45.13.221.06	
				DPDT	40.45.22.121.06	40.45.22.221.06	40.45.23.121.06	40.45.23.221.06	
			Filament	SPDT	40.45.12.122.06	40.45.12.222.06	40.45.13.122.06	40.45.13.222.06	
				DPDT	40.45.22.122.06	40.45.22.222.06	40.45.23.122.06	40.45.23.222.06	
		12V AC/DC	LED	SPDT	40.45.12.121.12	40.45.12.221.12	40.45.13.121.12	40.45.13.221.12	
				DPDT	40.45.22.121.12	40.45.22.221.12	40.45.23.121.12	40.45.23.221.12	
	Filament		SPDT	40.45.12.122.12	40.45.12.222.12	40.45.13.122.12	40.45.13.222.12		
			DPDT	40.45.22.122.12	40.45.22.222.12	40.45.23.122.12	40.45.23.222.12		
	24V AC/DC	LED	SPDT	40.45.12.121.24	40.45.12.221.24	40.45.13.121.24	40.45.13.221.24		
			DPDT	40.45.22.121.24	40.45.22.221.24	40.45.23.121.24	40.45.23.221.24		
		Filament	SPDT	40.45.12.122.24	40.45.12.222.24	40.45.13.122.24	40.45.13.222.24		
			DPDT	40.45.22.122.24	40.45.22.222.24	40.45.23.122.24	40.45.23.222.24		

Dimensions - Illuminated Selector Switch



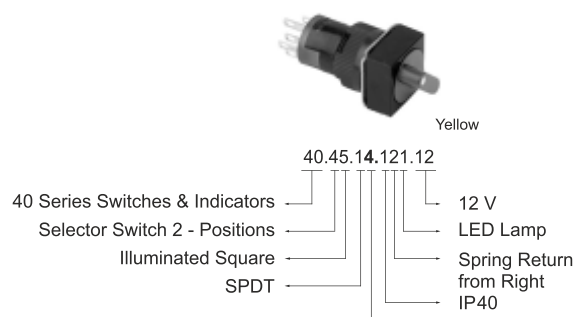
Refer to next page for more color selection.

40 Series Ø16mm Switches & Pilot Lights

Illuminated Selector Switch - Square

	Yellow		Green		Blue		White	
	IP40	IP65	IP40	IP65	IP40	IP65	IP40	IP65
	40.45.14.111.06	40.45.14.211.06	40.45.15.111.06	40.45.15.211.06	40.45.16.111.06	40.45.16.211.06	40.45.19.111.06	40.45.19.211.06
	40.45.24.111.06	40.45.24.211.06	40.45.25.111.06	40.45.25.211.06	40.45.26.111.06	40.45.26.211.06	40.45.29.111.06	40.45.29.211.06
	40.45.14.112.06	40.45.14.212.06	40.45.15.112.06	40.45.15.212.06	40.45.16.112.06	40.45.16.212.06	40.45.19.112.06	40.45.19.212.06
	40.45.24.112.06	40.45.24.212.06	40.45.25.112.06	40.45.25.212.06	40.45.26.112.06	40.45.26.212.06	40.45.29.112.06	40.45.29.212.06
	40.45.14.111.12	40.45.14.211.12	40.45.15.111.12	40.45.15.211.12	40.45.16.111.12	40.45.16.211.12	40.45.19.111.12	40.45.19.211.12
	40.45.24.111.12	40.45.24.211.12	40.45.25.111.12	40.45.25.211.12	40.45.26.111.12	40.45.26.211.12	40.45.29.111.12	40.45.29.211.12
	40.45.14.112.12	40.45.14.212.12	40.45.15.112.12	40.45.15.212.12	40.45.16.112.12	40.45.16.212.12	40.45.19.112.12	40.45.19.212.12
	40.45.24.112.12	40.45.24.212.12	40.45.25.112.12	40.45.25.212.12	40.45.26.112.12	40.45.26.212.12	40.45.29.112.12	40.45.29.212.12
	40.45.14.111.24	40.45.14.211.24	40.45.15.111.24	40.45.15.211.24	40.45.16.111.24	40.45.16.211.24	40.45.19.111.24	40.45.19.211.24
	40.45.24.111.24	40.45.24.211.24	40.45.25.111.24	40.45.25.211.24	40.45.26.111.24	40.45.26.211.24	40.45.29.111.24	40.45.29.211.24
	40.45.14.112.24	40.45.14.212.24	40.45.15.112.24	40.45.15.212.24	40.45.16.112.24	40.45.16.212.24	40.45.19.112.24	40.45.19.212.24
	40.45.24.112.24	40.45.24.212.24	40.45.25.112.24	40.45.25.212.24	40.45.26.112.24	40.45.26.212.24	40.45.29.112.24	40.45.29.212.24
	40.45.14.121.06	40.45.14.221.06	40.45.15.121.06	40.45.15.221.06	40.45.16.121.06	40.45.16.221.06	40.45.19.121.06	40.45.19.221.06
	40.45.24.121.06	40.45.24.221.06	40.45.25.121.06	40.45.25.221.06	40.45.26.121.06	40.45.26.221.06	40.45.29.121.06	40.45.29.221.06
	40.45.14.122.06	40.45.14.222.06	40.45.15.122.06	40.45.15.222.06	40.45.16.122.06	40.45.16.222.06	40.45.19.122.06	40.45.19.222.06
	40.45.24.122.06	40.45.24.222.06	40.45.25.122.06	40.45.25.222.06	40.45.26.122.06	40.45.26.222.06	40.45.29.122.06	40.45.29.222.06
	40.45.14.121.12	40.45.14.221.12	40.45.15.121.12	40.45.15.221.12	40.45.16.121.12	40.45.16.221.12	40.45.19.121.12	40.45.19.221.12
	40.45.24.121.12	40.45.24.221.12	40.45.25.121.12	40.45.25.221.12	40.45.26.121.12	40.45.26.221.12	40.45.29.121.12	40.45.29.221.12
	40.45.14.122.12	40.45.14.222.12	40.45.15.122.12	40.45.15.222.12	40.45.16.122.12	40.45.16.222.12	40.45.19.122.12	40.45.19.222.12
	40.45.24.122.12	40.45.24.222.12	40.45.25.122.12	40.45.25.222.12	40.45.26.122.12	40.45.26.222.12	40.45.29.122.12	40.45.29.222.12
	40.45.14.121.24	40.45.14.221.24	40.45.15.121.24	40.45.15.221.24	40.45.16.121.24	40.45.16.221.24	40.45.19.121.24	40.45.19.221.24
	40.45.24.121.24	40.45.24.221.24	40.45.25.121.24	40.45.25.221.24	40.45.26.121.24	40.45.26.221.24	40.45.29.121.24	40.45.29.221.24
	40.45.14.122.24	40.45.14.222.24	40.45.15.122.24	40.45.15.222.24	40.45.16.122.24	40.45.16.222.24	40.45.19.122.24	40.45.19.222.24
	40.45.24.122.24	40.45.24.222.24	40.45.25.122.24	40.45.25.222.24	40.45.26.122.24	40.45.26.222.24	40.45.29.122.24	40.45.29.222.24







Nomenclature - Illuminated Selector Switch



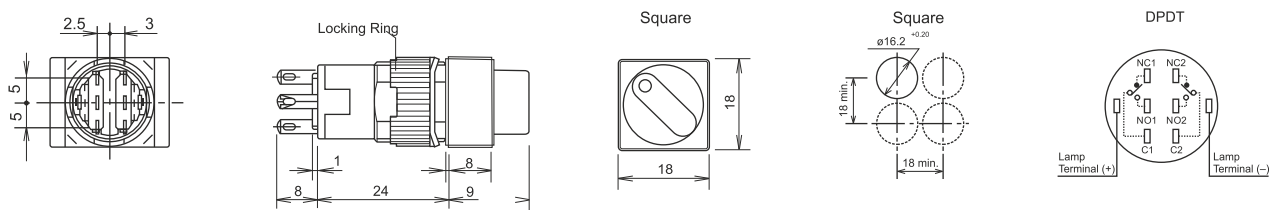
Ordering	Description	Sample
2	Red	
3	Amber	
4	Yellow	
5	Green	
6	Blue	
9	White	

40 Series Ø16mm Switches & Pilot Lights

Illuminated Selector Switch - Square

Appearance	Positions	Voltage	Lamp	Contact	Red		Amber		
					IP40	IP65	IP40	IP65	
 <p>45° 3 Positions Square Illuminated</p>	Maintained 	6V AC/DC	LED	DPDT	40.55.22.111.06	40.55.22.211.06	40.55.23.111.06	40.55.23.211.06	
			Filament	DPDT	40.55.22.112.06	40.55.22.212.06	40.55.23.112.06	40.55.23.212.06	
		12V AC/DC	LED	DPDT	40.55.22.111.12	40.55.22.211.12	40.55.23.111.12	40.55.23.211.12	
			Filament	DPDT	40.55.22.112.12	40.55.22.212.12	40.55.23.112.12	40.55.23.212.12	
		24V AC/DC	LED	DPDT	40.55.22.111.24	40.55.22.211.24	40.55.23.111.24	40.55.23.211.24	
			Filament	DPDT	40.55.22.112.24	40.55.22.212.24	40.55.23.112.24	40.55.23.212.24	
	Spring Return from Right 	6V AC/DC	LED	DPDT	40.55.22.121.06	40.55.22.221.06	40.55.23.121.06	40.55.23.221.06	
			Filament	DPDT	40.55.22.122.06	40.55.22.222.06	40.55.23.122.06	40.55.23.222.06	
		12V AC/DC	LED	DPDT	40.55.22.121.12	40.55.22.221.12	40.55.23.121.12	40.55.23.221.12	
			Filament	DPDT	40.55.22.122.12	40.55.22.222.12	40.55.23.122.12	40.55.23.222.12	
		24V AC/DC	LED	DPDT	40.55.22.121.24	40.55.22.221.24	40.55.23.121.24	40.55.23.221.24	
			Filament	DPDT	40.55.22.122.24	40.55.22.222.24	40.55.23.122.24	40.55.23.222.24	
 <p>45° 3 Positions Square Illuminated</p>	Spring Return from Left 	6V AC/DC	LED	DPDT	40.55.22.131.06	40.55.22.231.06	40.55.23.131.06	40.55.23.231.06	
			Filament	DPDT	40.55.22.132.06	40.55.22.232.06	40.55.23.132.06	40.55.23.232.06	
		12V AC/DC	LED	DPDT	40.55.22.131.12	40.55.22.231.12	40.55.23.131.12	40.55.23.231.12	
			Filament	DPDT	40.55.22.132.12	40.55.22.232.12	40.55.23.132.12	40.55.23.232.12	
		24V AC/DC	LED	DPDT	40.55.22.131.24	40.55.22.231.24	40.55.23.131.24	40.55.23.231.24	
			Filament	DPDT	40.55.22.132.24	40.55.22.232.24	40.55.23.132.24	40.55.23.232.24	
	Spring Return Two Ways 	6V AC/DC	LED	DPDT	40.55.22.141.06	40.55.22.241.06	40.55.23.141.06	40.55.23.241.06	
			Filament	DPDT	40.55.22.142.06	40.55.22.242.06	40.55.23.142.06	40.55.23.242.06	
		12V AC/DC	LED	DPDT	40.55.22.141.12	40.55.22.241.12	40.55.23.141.12	40.55.23.241.12	
			Filament	DPDT	40.55.22.142.12	40.55.22.242.12	40.55.23.142.12	40.55.23.242.12	
		24V AC/DC	LED	DPDT	40.55.22.141.24	40.55.22.241.24	40.55.23.141.24	40.55.23.241.24	
			Filament	DPDT	40.55.22.142.24	40.55.22.242.24	40.55.23.142.24	40.55.23.242.24	

Dimensions - Illuminated Selector Switch



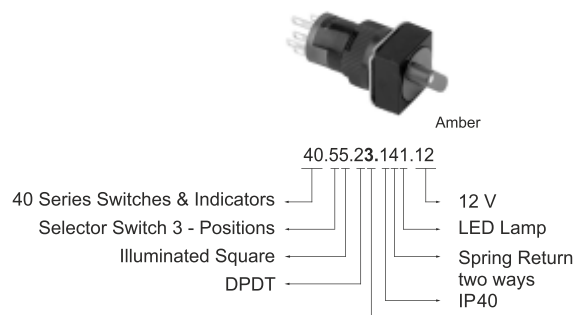
Refer to next page for more color selection.

40 Series Ø16mm Switches & Pilot Lights

Illuminated Selector Switch - Square





	Yellow		Green		Blue		White	
	IP40	IP65	IP40	IP65	IP40	IP65	IP40	IP65
	40.55.24.111.06	40.55.24.211.06	40.55.25.111.06	40.55.25.211.06	40.55.26.111.06	40.55.26.211.06	40.55.29.111.06	40.55.29.211.06
	40.55.24.112.06	40.55.24.212.06	40.55.25.112.06	40.55.25.212.06	40.55.26.112.06	40.55.26.212.06	40.55.29.112.06	40.55.29.212.06
	40.55.24.111.12	40.55.24.211.12	40.55.25.111.12	40.55.25.211.12	40.55.26.111.12	40.55.26.211.12	40.55.29.111.12	40.55.29.211.12
	40.55.24.112.12	40.55.24.212.12	40.55.25.112.12	40.55.25.212.12	40.55.26.112.12	40.55.26.212.12	40.55.29.112.12	40.55.29.212.12
	40.55.24.111.24	40.55.24.211.24	40.55.25.111.24	40.55.25.211.24	40.55.26.111.24	40.55.26.211.24	40.55.29.111.24	40.55.29.211.24
	40.55.24.112.24	40.55.24.212.24	40.55.25.112.24	40.55.25.212.24	40.55.26.112.24	40.55.26.212.24	40.55.29.112.24	40.55.29.212.24
	40.55.24.121.06	40.55.24.221.06	40.55.25.121.06	40.55.25.221.06	40.55.26.121.06	40.55.26.221.06	40.55.29.121.06	40.55.29.221.06
	40.55.24.122.06	40.55.24.222.06	40.55.25.122.06	40.55.25.222.06	40.55.26.122.06	40.55.26.222.06	40.55.29.122.06	40.55.29.222.06
	40.55.24.121.12	40.55.24.221.12	40.55.25.121.12	40.55.25.221.12	40.55.26.121.12	40.55.26.221.12	40.55.29.121.12	40.55.29.221.12
	40.55.24.122.12	40.55.24.222.12	40.55.25.122.12	40.55.25.222.12	40.55.26.122.12	40.55.26.222.12	40.55.29.122.12	40.55.29.222.12
	40.55.24.121.24	40.55.24.221.24	40.55.25.121.24	40.55.25.221.24	40.55.26.121.24	40.55.26.221.24	40.55.29.121.24	40.55.29.221.24
	40.55.24.122.24	40.55.24.222.24	40.55.25.122.24	40.55.25.222.24	40.55.26.122.24	40.55.26.222.24	40.55.29.122.24	40.55.29.222.24
	40.55.24.131.06	40.55.24.231.06	40.55.25.131.06	40.55.25.231.06	40.55.26.131.06	40.55.26.231.06	40.55.29.131.06	40.55.29.231.06
	40.55.24.132.06	40.55.24.232.06	40.55.25.132.06	40.55.25.232.06	40.55.26.132.06	40.55.26.232.06	40.55.29.132.06	40.55.29.232.06
	40.55.24.131.12	40.55.24.231.12	40.55.25.131.12	40.55.25.231.12	40.55.26.131.12	40.55.26.231.12	40.55.29.131.12	40.55.29.231.12
	40.55.24.132.12	40.55.24.232.12	40.55.25.132.12	40.55.25.232.12	40.55.26.132.12	40.55.26.232.12	40.55.29.132.12	40.55.29.232.12
	40.55.24.131.24	40.55.24.231.24	40.55.25.131.24	40.55.25.231.24	40.55.26.131.24	40.55.26.231.24	40.55.29.131.24	40.55.29.231.24
	40.55.24.132.24	40.55.24.232.24	40.55.25.132.24	40.55.25.232.24	40.55.26.132.24	40.55.26.232.24	40.55.29.132.24	40.55.29.232.24
	40.55.24.141.06	40.55.24.241.06	40.55.25.141.06	40.55.25.241.06	40.55.26.141.06	40.55.26.241.06	40.55.29.141.06	40.55.29.241.06
	40.55.24.142.06	40.55.24.242.06	40.55.25.142.06	40.55.25.242.06	40.55.26.142.06	40.55.26.242.06	40.55.29.142.06	40.55.29.242.06
	40.55.24.141.12	40.55.24.241.12	40.55.25.141.12	40.55.25.241.12	40.55.26.141.12	40.55.26.241.12	40.55.29.141.12	40.55.29.241.12
	40.55.24.142.12	40.55.24.242.12	40.55.25.142.12	40.55.25.242.12	40.55.26.142.12	40.55.26.242.12	40.55.29.142.12	40.55.29.242.12
	40.55.24.141.24	40.55.24.241.24	40.55.25.141.24	40.55.25.241.24	40.55.26.141.24	40.55.26.241.24	40.55.29.141.24	40.55.29.241.24
	40.55.24.142.24	40.55.24.242.24	40.55.25.142.24	40.55.25.242.24	40.55.26.142.24	40.55.26.242.24	40.55.29.142.24	40.55.29.242.24

Nomenclature - Illuminated Selector Switch

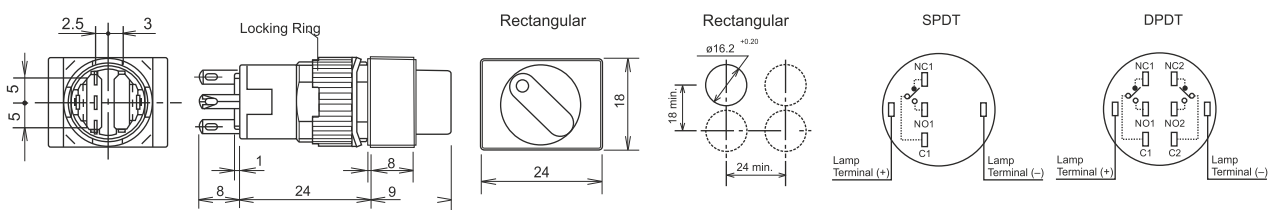


Ordering	Description	Sample
2	Red	
3	Amber	
4	Yellow	
5	Green	
6	Blue	
9	White	

Illuminated Selector Switch - Rectangular

Appearance	Positions	Voltage	Lamp	Contact	Red		Amber		
					IP40	IP65	IP40	IP65	
 <p>90° 2 Positions Rectangular Illuminated</p>	 <p>Maintained</p>	6V AC/DC	LED	SPDT	40.46.12.111.06	40.46.12.211.06	40.46.13.111.06	40.46.13.211.06	
				DPDT	40.46.22.111.06	40.46.22.211.06	40.46.23.111.06	40.46.23.211.06	
			Filament	SPDT	40.46.12.112.06	40.46.12.212.06	40.46.13.112.06	40.46.13.212.06	
				DPDT	40.46.22.112.06	40.46.22.212.06	40.46.23.112.06	40.46.23.212.06	
		12V AC/DC	LED	SPDT	40.46.12.111.12	40.46.12.211.12	40.46.13.111.12	40.46.13.211.12	
				DPDT	40.46.22.111.12	40.46.22.211.12	40.46.23.111.12	40.46.23.211.12	
	Filament	SPDT	40.46.12.112.12	40.46.12.212.12	40.46.13.112.12	40.46.13.212.12			
		DPDT	40.46.22.112.12	40.46.22.212.12	40.46.23.112.12	40.46.23.212.12			
	24V AC/DC	LED	SPDT	40.46.12.111.24	40.46.12.211.24	40.46.13.111.24	40.46.13.211.24		
			DPDT	40.46.22.111.24	40.46.22.211.24	40.46.23.111.24	40.46.23.211.24		
		Filament	SPDT	40.46.12.112.24	40.46.12.212.24	40.46.13.112.24	40.46.13.212.24		
			DPDT	40.46.22.112.24	40.46.22.212.24	40.46.23.112.24	40.46.23.212.24		
 <p>90° 2 Positions Rectangular Illuminated</p>	 <p>Spring Return from Right</p>	6V AC/DC	LED	SPDT	40.46.12.121.06	40.46.12.221.06	40.46.13.121.06	40.46.13.221.06	
				DPDT	40.46.22.121.06	40.46.22.221.06	40.46.23.121.06	40.46.23.221.06	
			Filament	SPDT	40.46.12.122.06	40.46.12.222.06	40.46.13.122.06	40.46.13.222.06	
				DPDT	40.46.22.122.06	40.46.22.222.06	40.46.23.122.06	40.46.23.222.06	
		12V AC/DC	LED	SPDT	40.46.12.121.12	40.46.12.221.12	40.46.13.121.12	40.46.13.221.12	
				DPDT	40.46.22.121.12	40.46.22.221.12	40.46.23.121.12	40.46.23.221.12	
	Filament	SPDT	40.46.12.122.12	40.46.12.222.12	40.46.13.122.12	40.46.13.222.12			
		DPDT	40.46.22.122.12	40.46.22.222.12	40.46.23.122.12	40.46.23.222.12			
	24V AC/DC	LED	SPDT	40.46.12.121.24	40.46.12.221.24	40.46.13.121.24	40.46.13.221.24		
			DPDT	40.46.22.121.24	40.46.22.221.24	40.46.23.121.24	40.46.23.221.24		
		Filament	SPDT	40.46.12.122.24	40.46.12.222.24	40.46.13.122.24	40.46.13.222.24		
			DPDT	40.46.22.122.24	40.46.22.222.24	40.46.23.122.24	40.46.23.222.24		

Dimensions - Illuminated Selector Switch



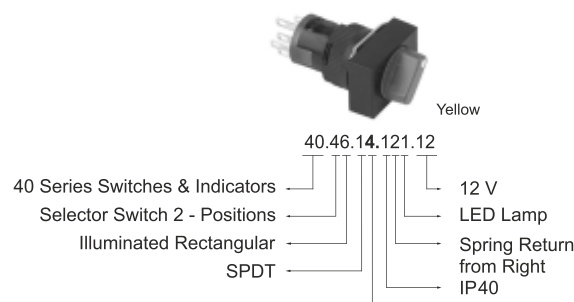
Refer to next page for more color selection.

40 Series Ø16mm Switches & Pilot Lights

Illuminated Selector Switch - Rectangular

	Yellow		Green		Blue		White	
	IP40	IP65	IP40	IP65	IP40	IP65	IP40	IP65
	40.46.14.111.06	40.46.14.211.06	40.46.15.111.06	40.46.15.211.06	40.46.16.111.06	40.46.16.211.06	40.46.19.111.06	40.46.19.211.06
	40.46.24.111.06	40.46.24.211.06	40.46.25.111.06	40.46.25.211.06	40.46.26.111.06	40.46.26.211.06	40.46.29.111.06	40.46.29.211.06
	40.46.14.112.06	40.46.14.212.06	40.46.15.112.06	40.46.15.212.06	40.46.16.112.06	40.46.16.212.06	40.46.19.112.06	40.46.19.212.06
	40.46.24.112.06	40.46.24.212.06	40.46.25.112.06	40.46.25.212.06	40.46.26.112.06	40.46.26.212.06	40.46.29.112.06	40.46.29.212.06
	40.46.14.111.12	40.46.14.211.12	40.46.15.111.12	40.46.15.211.12	40.46.16.111.12	40.46.16.211.12	40.46.19.111.12	40.46.19.211.12
	40.46.24.111.12	40.46.24.211.12	40.46.25.111.12	40.46.25.211.12	40.46.26.111.12	40.46.26.211.12	40.46.29.111.12	40.46.29.211.12
	40.46.14.112.12	40.46.14.212.12	40.46.15.112.12	40.46.15.212.12	40.46.16.112.12	40.46.16.212.12	40.46.19.112.12	40.46.19.212.12
	40.46.24.112.12	40.46.24.212.12	40.46.25.112.12	40.46.25.212.12	40.46.26.112.12	40.46.26.212.12	40.46.29.112.12	40.46.29.212.12
	40.46.14.111.24	40.46.14.211.24	40.46.15.111.24	40.46.15.211.24	40.46.16.111.24	40.46.16.211.24	40.46.19.111.24	40.46.19.211.24
	40.46.24.111.24	40.46.24.211.24	40.46.25.111.24	40.46.25.211.24	40.46.26.111.24	40.46.26.211.24	40.46.29.111.24	40.46.29.211.24
	40.46.14.112.24	40.46.14.212.24	40.46.15.112.24	40.46.15.212.24	40.46.16.112.24	40.46.16.212.24	40.46.19.112.24	40.46.19.212.24
	40.46.24.112.24	40.46.24.212.24	40.46.25.112.24	40.46.25.212.24	40.46.26.112.24	40.46.26.212.24	40.46.29.112.24	40.46.29.212.24
	40.46.14.121.06	40.46.14.221.06	40.46.15.121.06	40.46.15.221.06	40.46.16.121.06	40.46.16.221.06	40.46.19.121.06	40.46.19.221.06
	40.46.24.121.06	40.46.24.221.06	40.46.25.121.06	40.46.25.221.06	40.46.26.121.06	40.46.26.221.06	40.46.29.121.06	40.46.29.221.06
	40.46.14.122.06	40.46.14.222.06	40.46.15.122.06	40.46.15.222.06	40.46.16.122.06	40.46.16.222.06	40.46.19.122.06	40.46.19.222.06
	40.46.24.122.06	40.46.24.222.06	40.46.25.122.06	40.46.25.222.06	40.46.26.122.06	40.46.26.222.06	40.46.29.122.06	40.46.29.222.06
	40.46.14.121.12	40.46.14.221.12	40.46.15.121.12	40.46.15.221.12	40.46.16.121.12	40.46.16.221.12	40.46.19.121.12	40.46.19.221.12
	40.46.24.121.12	40.46.24.221.12	40.46.25.121.12	40.46.25.221.12	40.46.26.121.12	40.46.26.221.12	40.46.29.121.12	40.46.29.221.12
	40.46.14.122.12	40.46.14.222.12	40.46.15.122.12	40.46.15.222.12	40.46.16.122.12	40.46.16.222.12	40.46.19.122.12	40.46.19.222.12
	40.46.24.122.12	40.46.24.222.12	40.46.25.122.12	40.46.25.222.12	40.46.26.122.12	40.46.26.222.12	40.46.29.122.12	40.46.29.222.12
	40.46.14.121.24	40.46.14.221.24	40.46.15.121.24	40.46.15.221.24	40.46.16.121.24	40.46.16.221.24	40.46.19.121.24	40.46.19.221.24
	40.46.24.121.24	40.46.24.221.24	40.46.25.121.24	40.46.25.221.24	40.46.26.121.24	40.46.26.221.24	40.46.29.121.24	40.46.29.221.24
	40.46.14.122.24	40.46.14.222.24	40.46.15.122.24	40.46.15.222.24	40.46.16.122.24	40.46.16.222.24	40.46.19.122.24	40.46.19.222.24
	40.46.24.122.24	40.46.24.222.24	40.46.25.122.24	40.46.25.222.24	40.46.26.122.24	40.46.26.222.24	40.46.29.122.24	40.46.29.222.24

Nomenclature - Illuminated Selector Switch









Ordering	Description	Sample
2	Red	
3	Amber	
4	Yellow	
5	Green	
6	Blue	
9	White	

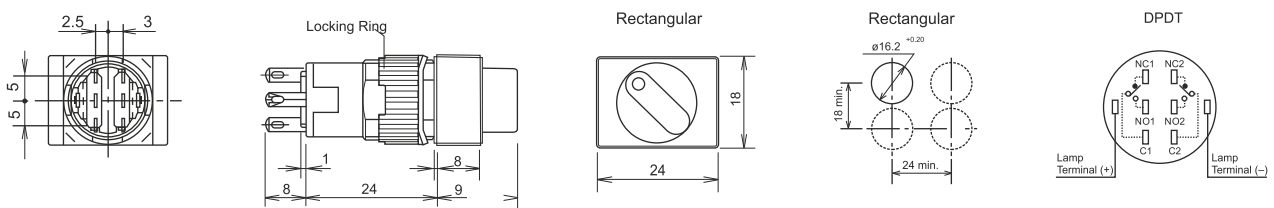
40 Series Ø16mm Switches & Pilot Lights

WERNER

Illuminated Selector Switch - Rectangular

Appearance	Positions	Voltage	Lamp	Contact	Red		Amber		
					IP40	IP65	IP40	IP65	
 <p>45° 3 Positions Rectangular Illuminated</p>	Maintained 	6V AC/DC	LED	DPDT	40.56.22.111.06	40.56.22.211.06	40.56.23.111.06	40.56.23.211.06	
			Filament	DPDT	40.56.22.112.06	40.56.22.212.06	40.56.23.112.06	40.56.23.212.06	
		12V AC/DC	LED	DPDT	40.56.22.111.12	40.56.22.211.12	40.56.23.111.12	40.56.23.211.12	
			Filament	DPDT	40.56.22.112.12	40.56.22.212.12	40.56.23.112.12	40.56.23.212.12	
		24V AC/DC	LED	DPDT	40.56.22.111.24	40.56.22.211.24	40.56.23.111.24	40.56.23.211.24	
			Filament	DPDT	40.56.22.112.24	40.56.22.212.24	40.56.23.112.24	40.56.23.212.24	
	Spring Return from Right 	6V AC/DC	LED	DPDT	40.56.22.121.06	40.56.22.221.06	40.56.23.121.06	40.56.23.221.06	
			Filament	DPDT	40.56.22.122.06	40.56.22.222.06	40.56.23.122.06	40.56.23.222.06	
		12V AC/DC	LED	DPDT	40.56.22.121.12	40.56.22.221.12	40.56.23.121.12	40.56.23.221.12	
			Filament	DPDT	40.56.22.122.12	40.56.22.222.12	40.56.23.122.12	40.56.23.222.12	
		24V AC/DC	LED	DPDT	40.56.22.121.24	40.56.22.221.24	40.56.23.121.24	40.56.23.221.24	
			Filament	DPDT	40.56.22.122.24	40.56.22.222.24	40.56.23.122.24	40.56.23.222.24	
 <p>45° 3 Positions Rectangular Illuminated</p>	Spring Return from Left 	6V AC/DC	LED	DPDT	40.56.22.131.06	40.56.22.231.06	40.56.23.131.06	40.56.23.231.06	
			Filament	DPDT	40.56.22.132.06	40.56.22.232.06	40.56.23.132.06	40.56.23.232.06	
		12V AC/DC	LED	DPDT	40.56.22.131.12	40.56.22.231.12	40.56.23.131.12	40.56.23.231.12	
			Filament	DPDT	40.56.22.132.12	40.56.22.232.12	40.56.23.132.12	40.56.23.232.12	
		24V AC/DC	LED	DPDT	40.56.22.131.24	40.56.22.231.24	40.56.23.131.24	40.56.23.231.24	
			Filament	DPDT	40.56.22.132.24	40.56.22.232.24	40.56.23.132.24	40.56.23.232.24	
	Spring Return Two Ways 	6V AC/DC	LED	DPDT	40.56.22.141.06	40.56.22.241.06	40.56.23.141.06	40.56.23.241.06	
			Filament	DPDT	40.56.22.142.06	40.56.22.242.06	40.56.23.142.06	40.56.23.242.06	
		12V AC/DC	LED	DPDT	40.56.22.141.12	40.56.22.241.12	40.56.23.141.12	40.56.23.241.12	
			Filament	DPDT	40.56.22.142.12	40.56.22.242.12	40.56.23.142.12	40.56.23.242.12	
		24V AC/DC	LED	DPDT	40.56.22.141.24	40.56.22.241.24	40.56.23.141.24	40.56.23.241.24	
			Filament	DPDT	40.56.22.142.24	40.56.22.242.24	40.56.23.142.24	40.56.23.242.24	

Dimensions - Illuminated Selector Switch




Refer to next page for more color selection.

40 Series Ø16mm Switches & Pilot Lights

Illuminated Selector Switch - Rectangular

	Yellow		Green		Blue		White	
	IP40	IP65	IP40	IP65	IP40	IP65	IP40	IP65
	40.56.24.111.06	40.56.24.211.06	40.56.25.111.06	40.56.25.211.06	40.56.26.111.06	40.56.26.211.06	40.56.29.111.06	40.56.29.211.06
	40.56.24.112.06	40.56.24.212.06	40.56.25.112.06	40.56.25.212.06	40.56.26.112.06	40.56.26.212.06	40.56.29.112.06	40.56.29.212.06
	40.56.24.111.12	40.56.24.211.12	40.56.25.111.12	40.56.25.211.12	40.56.26.111.12	40.56.26.211.12	40.56.29.111.12	40.56.29.211.12
	40.56.24.112.12	40.56.24.212.12	40.56.25.112.12	40.56.25.212.12	40.56.26.112.12	40.56.26.212.12	40.56.29.112.12	40.56.29.212.12
	40.56.24.111.24	40.56.24.211.24	40.56.25.111.24	40.56.25.211.24	40.56.26.111.24	40.56.26.211.24	40.56.29.111.24	40.56.29.211.24
	40.56.24.112.24	40.56.24.212.24	40.56.25.112.24	40.56.25.212.24	40.56.26.112.24	40.56.26.212.24	40.56.29.112.24	40.56.29.212.24
	40.56.24.121.06	40.56.24.221.06	40.56.25.121.06	40.56.25.221.06	40.56.26.121.06	40.56.26.221.06	40.56.29.121.06	40.56.29.221.06
	40.56.24.122.06	40.56.24.222.06	40.56.25.122.06	40.56.25.222.06	40.56.26.122.06	40.56.26.222.06	40.56.29.122.06	40.56.29.222.06
	40.56.24.121.12	40.56.24.221.12	40.56.25.121.12	40.56.25.221.12	40.56.26.121.12	40.56.26.221.12	40.56.29.121.12	40.56.29.221.12
	40.56.24.122.12	40.56.24.222.12	40.56.25.122.12	40.56.25.222.12	40.56.26.122.12	40.56.26.222.12	40.56.29.122.12	40.56.29.222.12
	40.56.24.121.24	40.56.24.221.24	40.56.25.121.24	40.56.25.221.24	40.56.26.121.24	40.56.26.221.24	40.56.29.121.24	40.56.29.221.24
	40.56.24.122.24	40.56.24.222.24	40.56.25.122.24	40.56.25.222.24	40.56.26.122.24	40.56.26.222.24	40.56.29.122.24	40.56.29.222.24
	40.56.24.131.06	40.56.24.231.06	40.56.25.131.06	40.56.25.231.06	40.56.26.131.06	40.56.26.231.06	40.56.29.131.06	40.56.29.231.06
	40.56.24.132.06	40.56.24.232.06	40.56.25.132.06	40.56.25.232.06	40.56.26.132.06	40.56.26.232.06	40.56.29.132.06	40.56.29.232.06
	40.56.24.131.12	40.56.24.231.12	40.56.25.131.12	40.56.25.231.12	40.56.26.131.12	40.56.26.231.12	40.56.29.131.12	40.56.29.231.12
	40.56.24.132.12	40.56.24.232.12	40.56.25.132.12	40.56.25.232.12	40.56.26.132.12	40.56.26.232.12	40.56.29.132.12	40.56.29.232.12
	40.56.24.131.24	40.56.24.231.24	40.56.25.131.24	40.56.25.231.24	40.56.26.131.24	40.56.26.231.24	40.56.29.131.24	40.56.29.231.24
	40.56.24.132.24	40.56.24.232.24	40.56.25.132.24	40.56.25.232.24	40.56.26.132.24	40.56.26.232.24	40.56.29.132.24	40.56.29.232.24
	40.56.24.141.06	40.56.24.241.06	40.56.25.141.06	40.56.25.241.06	40.56.26.141.06	40.56.26.241.06	40.56.29.141.06	40.56.29.241.06
	40.56.24.142.06	40.56.24.242.06	40.56.25.142.06	40.56.25.242.06	40.56.26.142.06	40.56.26.242.06	40.56.29.142.06	40.56.29.242.06
	40.56.24.141.12	40.56.24.241.12	40.56.25.141.12	40.56.25.241.12	40.56.26.141.12	40.56.26.241.12	40.56.29.141.12	40.56.29.241.12
	40.56.24.142.12	40.56.24.242.12	40.56.25.142.12	40.56.25.242.12	40.56.26.142.12	40.56.26.242.12	40.56.29.142.12	40.56.29.242.12
	40.56.24.141.24	40.56.24.241.24	40.56.25.141.24	40.56.25.241.24	40.56.26.141.24	40.56.26.241.24	40.56.29.141.24	40.56.29.241.24
	40.56.24.142.24	40.56.24.242.24	40.56.25.142.24	40.56.25.242.24	40.56.26.142.24	40.56.26.242.24	40.56.29.142.24	40.56.29.242.24

Nomenclature - Illuminated Selector Switch



White

40.56.23.141.12

40 Series Switches & Indicators
Selector Switch 3 - Positions
Illuminated Rectangular
DPDT

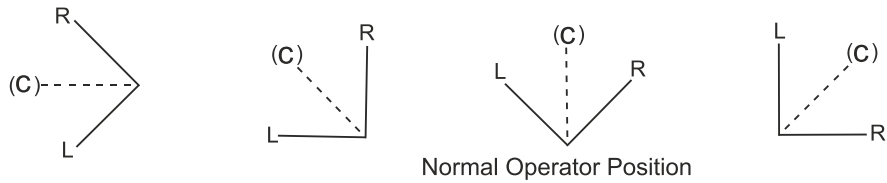
12 V
LED Lamp
Spring Return
two ways
IP40

Ordering	Description	Sample
2	Red	
3	Amber	
4	Yellow	
5	Green	
6	Blue	
9	White	

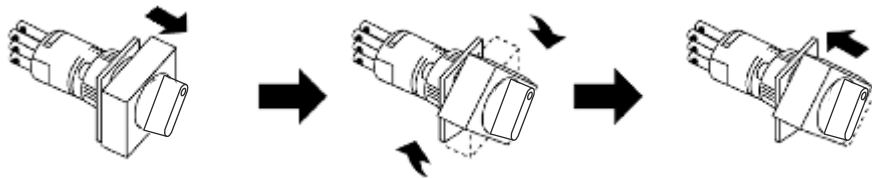
Selector Switches

Operator position can be changed by bezel rotating and locking system. The bezel can be locked at every 45°.

3 Positions Types



How to change the operator position



1. Pull out the bezel to release the lock.
2. Rotate the bezel at 45° intervals.
3. Push in to lock the bezel.

Contact Operation


Position	Operation Type	Contact	Left ↙	Center ↑	Right ↘
90° 2 Positions	Maintained 	SPDT 	NO NC 	—	NO NC
	Spring return from right 	DPDT 	Left Contact NO NC Right Contact NO NC 	—	Left Contact NO NC Right Contact NO NC
45° 3 Positions	Maintained 	DPDT 	Left Contact NO NC Right Contact NO NC 	Left Contact NO NC Right Contact NO NC 	Left Contact NO NC Right Contact NO NC
	Spring return from right 				
	Spring return from left 				

Bezel rotation is prevented while mounting on a panel.

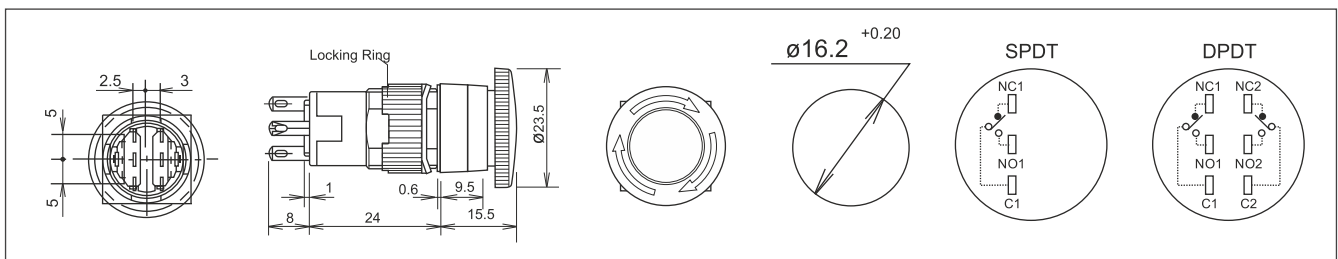
40 Series Ø16mm Switches & Pilot Lights

WERNER


Emergency Stop

Appearance	Operation Type	Contact	Color	Model No. IP40	Model No. IP65
 Round	Pushlock Turn Reset	SPDT	Red	40.08.12.10	40.08.12.20
	Pushlock Turn Reset	DPDT	Red	40.08.22.10	40.08.22.20

Dimensions - Emergency Stop



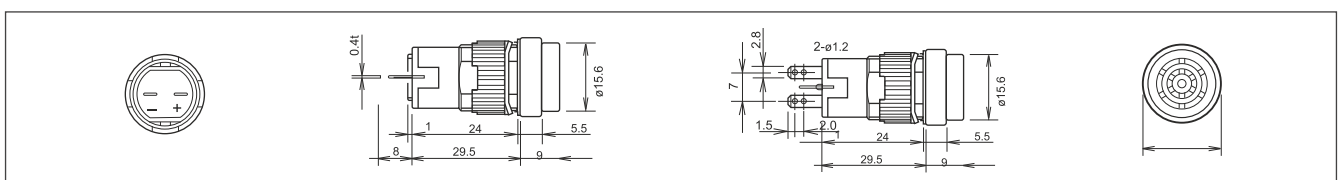
Buzzer

Shape	Terminal Style	Operating Voltage	Type No.
	Solder	12V DC ±10%	40.09.10.12
		24V DC ±10%	40.09.10.24

Specifications

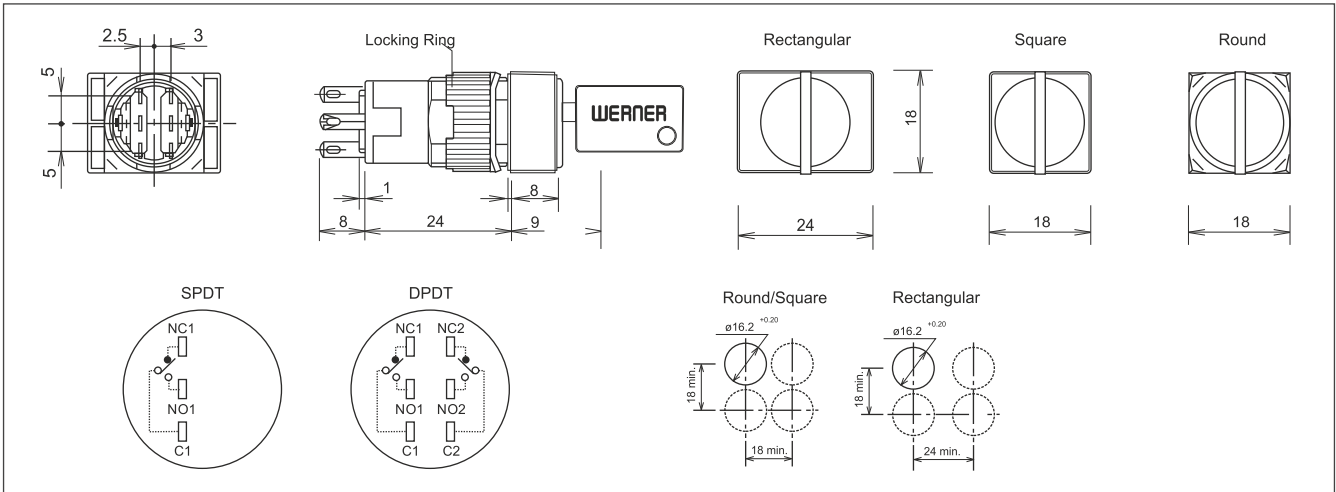
Operating Voltage	12V DC ±10%, 24V DC ±10%
Insulation Voltage	60V DC
Current Draw	24 mA
Operating Temperature	-20 to +50°C (No freezing)
Operating Humidity	45 to 85% RH (No condensation)
Sound Pressure (at 0.1m)	Steady sound: 75dB (at the rated voltage)
Sound Frequency	3.5 kHz ±800Hz
Terminal Style	Solder terminal
Insulation Resistance	100mΩ minimum (500V DC)
Dielectric Strength	Between live and dead parts: 1,000V AC, 1 minute
Applicable Wire	Ø1 or 0.75 mm ² max.
Weight (approx.)	6.5g
Degree of Protection	IP40 (Enclosed Type)

Dimensions - Buzzer



Buzzer dimensions are as similar as 40 Series Indicators.

Dimensions - Key Selector Switch



Flush bezels





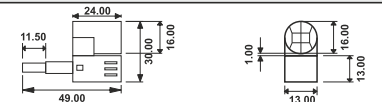
Shape	Panel Cut-out	Specification	Type No.	Remarks		
	Round ø24mm	ø20.2mm	Metal (aluminum color)	40.03.10	• Degree of protection: IP65	
	Round ø24mm	ø20.2mm	Plastic (black)	40.03.11	• Degree of protection: IP65	
	Square 24x24mm	□ 20.2mm	Plastic (black)	40.03.21	• Degree of protection: IP65	
	Rectangular 24x30mm	□ 20.2x26.2mm	Plastic (black)	40.03.31	• Degree of protection: IP65	
	Square (90° open)	Maintained Spring Return	□ 20.2mm	Guard (polyarylate) Base Plastic (black)	40.03.22.11	• Degree of protection: IP65
					40.03.22.12	
	Square (180° open)	Maintained Spring Return	□ 20.2mm	Guard (polyarylate) Base Plastic (black)	40.03.23.11	• Degree of protection: IP65
					40.03.23.12	
	Rectangular (90° open)	Maintained Spring Return	□ 20.2x26.2mm	Guard (polyarylate) Base Plastic (black)	40.03.33.11	• Degree of protection: IP65
					40.03.33.12	
	Rectangular (180° open)	Maintained Spring Return	□ 20.2x26.2mm	Guard (polyarylate) Base Plastic (black)	40.03.34.11	• Degree of protection: IP65
					40.03.34.12	

All dimensions are in mm.

Accessories











Shape	Material	Type No	Remarks / Dimensions	
	Guard (polyarylate) Base (polyacetal)	40.02.12.11	<ul style="list-style-type: none"> Used to protect pushbuttons from inadvertent operation. Degree of protection: IP65 	
		40.02.13.11	<ul style="list-style-type: none"> Used to protect pushbuttons from inadvertent operation. 	
	Guard (polyarylate) Base (polyacetal)	40.02.13.12	<ul style="list-style-type: none"> Degree of protection: IP65 	
		40.02.02.11	<ul style="list-style-type: none"> Used to protect pushbuttons from inadvertent operation. 	
Switch Guard	Guard (polyarylate) Base (polyacetal)	40.02.02.12	<ul style="list-style-type: none"> Degree of protection: IP65 	
		40.02.03.11	<ul style="list-style-type: none"> Used to protect pushbuttons from inadvertent operation. 	
	Guard (polyarylate) Base (polyacetal)	40.02.03.12	<ul style="list-style-type: none"> Degree of protection: IP65 	
			Locking Ring Wrench	Metal (nickel-plated brass)
	Lamp Holder Tool	Rubber	40.02.02	<ul style="list-style-type: none"> Used to install and remove the LED lamps.
	Lens Removal Tool	Stainless steel	40.02.03	<ul style="list-style-type: none"> Used to install and remove lenses and buttons.
	For round units	Translucent cover: elastomer Black part: polypropylene	40.02.31	<ul style="list-style-type: none"> When mounting the control units with the dust covers installed. Operating temperature: -10 to +55°C
	For square units		40.02.32	
	For rectangular units		40.02.33	
	For round & square units	Translucent cover: elastomer Black part: polypropylene	40.02.41	<ul style="list-style-type: none"> When mounting the control units with the dust covers installed. Operating temperature: -10 to +55°C
	For rectangular units		40.02.42	
	Terminal cover	Translucent nylon (white)	40.02.4	<ul style="list-style-type: none"> When wiring the terminals, insert the lead wires into the terminal cover holes before soldering. Terminal cover is not attached and must be ordered separately.
	Solder Terminal	-	40.02.51	<ul style="list-style-type: none"> Plugs on the rear of the 40 series control units
	PC Board Terminal		40.02.52	
	Connector Lug	Brass	40.02.53	

Accessories




Shape	Material	Type No	Remarks / Dimensions	
 Mounting Hole Plug	Rubber	Nitril rubber (black)	40.02.6	<ul style="list-style-type: none"> • Degree of protection: IP65 
 Protective Guard	–	Nylon	40.02.7	<ul style="list-style-type: none"> • Avoid accidental operations
 Adapter	–	Black part: Nylon-66	40.00.230	

ALL DIMENSION IN MILLIMETER (mm)

Accessories

Shape	Specification	Color	Type No	Shape	Specification	Color	Type No	
 Lens	Round	Polyarylate	Red	40.01.11.2	 Lens	Translucent Color lens	Red	40.01.43.12
			Amber	40.01.11.3			Amber	40.01.43.13
			Yellow	40.01.11.4			Yellow	40.01.43.14
			Green	40.01.11.5			Green	40.01.43.15
			Blue	40.01.11.6			Blue	40.01.43.16
 Lens	Square	Polyarylate	Red	40.01.12.2	Round (installed on round units)	Translucent Color lens	Red	40.01.41.12
			Amber	40.01.12.3			Amber	40.01.41.13
			Yellow	40.01.12.4			Yellow	40.01.41.14
			Green	40.01.12.5			Green	40.01.41.15
			Blue	40.01.12.6			Blue	40.01.41.16
 Lens	Rectangular	Polyarylate	Red	40.01.13.2	Large Lens Unit	Opaque button	Red	40.01.41.19
			Amber	40.01.13.3			Amber	40.01.41.20
			Yellow	40.01.13.4			Yellow	40.01.41.21
			Green	40.01.13.5			Green	40.01.41.22
			Blue	40.01.13.6			Blue	40.01.41.23
 Button	Round	Polyarylate	Red	40.01.21.2	Square (installed on square units)	Translucent Color lens	Red	40.01.42.12
			Amber	40.01.21.3			Amber	40.01.42.13
			Yellow	40.01.21.4			Yellow	40.01.42.14
			Green	40.01.21.5			Green	40.01.42.15
			Blue	40.01.21.6			Blue	40.01.42.16
 Button	Square	Polyarylate	Red	40.01.22.2	Large Lens Unit	Opaque button	Red	40.01.42.19
			Amber	40.01.22.3			Amber	40.01.42.20
			Yellow	40.01.22.4			Yellow	40.01.42.21
			Green	40.01.22.5			Green	40.01.42.22
			Blue	40.01.22.6			Blue	40.01.42.23
 Button	Rectangular	Polyarylate	Red	40.01.23.2	Round	Opaque	Black	40.01.50
			Amber	40.01.23.3				
			Yellow	40.01.23.4				
			Green	40.01.23.5				
			Blue	40.01.23.6				
 Marking Plate	Round	Acrylic	Red	40.01.31.2	Square	Metal	Silver	40.01.51
			Amber	40.01.31.3				
			Yellow	40.01.31.4				
			Green	40.01.31.5				
			Blue	40.01.31.6				
 Marking Plate	Square	Acrylic	Red	40.01.32.2	Brass with nickel plating	Black	40.01.52	
			Amber	40.01.32.3				
			Yellow	40.01.32.4				
			Green	40.01.32.5				
			Blue	40.01.32.6				
 Marking Plate	Rectangular	Acrylic	Red	40.01.33.2	Spare key			
			Amber	40.01.33.3				
			Yellow	40.01.33.4				
			Green	40.01.33.5				
			Blue	40.01.33.6				
			White	40.01.33.9				

Lamps

Operating Voltage	Current Draw		Color	Type No. For LED	Type No. For Filament Lamp
	AC	DC			
 6V DC ±5%	-	8 mA	Red	40.01.66.2	40.01.76.0
			Amber	40.01.66.3	
			Yellow	40.01.66.4	
			Green	40.01.66.5	
			Blue	40.01.66.6	
			White	40.01.66.9	
 12V DC ±10%	9 mA	8 mA	Red	40.01.62.2	40.01.72.0
			Amber	40.01.62.3	
			Yellow	40.01.62.4	
			Green	40.01.62.5	
			Blue	40.01.62.6	
			White	40.01.62.9	
 24V DC ±10%	9 mA	8 mA	Red	40.01.64.2	40.01.74.0
			Amber	40.01.64.3	
			Yellow	40.01.64.4	
			Green	40.01.64.5	
			Blue	40.01.64.6	
			White	40.01.64.9	

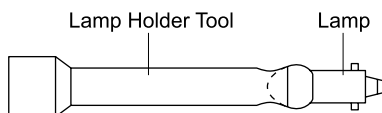
Safety Precautions

General

- Failure to turn the power off may cause electrical shocks or fire hazard. Please turn off the power to the 44 series control units before starting installation, removal, wiring, maintenance, and inspection of the products
- Use the lamp holder tool when replacing lamps to avoid burning your hand.
- Failure to tighten the terminal screws may cause overheating or fire. In case of wiring, tighten the M3.5 terminal screws to a tightening torque of 1.0 to 1.3 N.m.

Installing the Lamp to the Panel

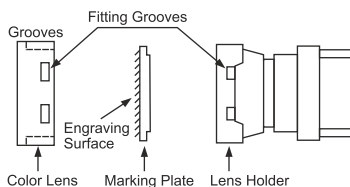
- Insert the lamp into the lamp holder tool, place the pins on the lamp base in the lamp socket push the lamp and turn to the right.



Replacement of Lens and Marking Plate

• Removal

1. Using lens removal tool (40.02.03), remove the lens assembly (color lens, marking plate, lens holder, and spring) and pull it out. Remove the marking plate
2. Disengage the latches between the color lens and lens holder to remove the marking plate.
3. The marking plate must be engraved on the front side as shown below.



• Installation

Install the marking plate on the lens holder and press the color lens onto the lens holder to engage the latches. Place the spring on the lens holder and insert the lens holder into the housing.

• Pushbutton Replacement

Make sure pushbuttons are not locked, In case of illuminated or Non-Illuminated pushbutton switches. This could result in malfunctioning the pushbuttons.

Operation

Do not use a hitting or bouncing action to operate the button that may result in breakage of the lens.

Panel Mounting

use the optional locking ring wrench (40.02.01) to tighten the locking ring, when mounting the control units into a panel. Tightening torque must not exceed rated limited.

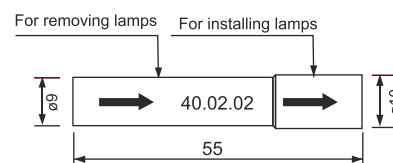
Replacing the LED Lamp

• Removal

Use the lamp holder tool (40.02.02) to remove lamps.

• Installation

Use the lamp holder tool (40.02.02) to install lamps. Use the correct side of the tool for removal or installation.



LED

The operating voltage of 6V DC is measured.

Handling

The 40 series switches may malfunction or cause failure due to excessive force or shock applied on them.



Do not apply torque in excess of 1.0 N.m to operate the selectors switches. Required operating force of switches is less than 0.1 N.m.

Make sure to operate the pushbuttons by hand. Do not tap on a pushbuttons to turn it Off and On, this may result in malfunctioning and damage.

Terms And Conditions

Please read this catalog before purchasing any products. Please consult your *WERNER* representative for any clarifications or comments.

Application Considerations

WERNER shall not be responsible for conformity with any regulations, codes or standards that apply to use of the products. *WERNER* shall provide applicable third party certification documents identifying ratings and limitations of use that apply to the products in case of the customer's request.

Prevent use the products for an application involving risk to life or property. Be sure that the *WERNER*'s products are properly rated and installed for the overall system or equipment.

WERNER shall not be responsible for the user's programming of a programmable products.

Warranty

WERNER's warranty represents that the products are free from defects in materials and workmanship for a period of one year.

WERNER shall not be responsible for any special loss of profit, commercial loss, indirect or consequential damages relevant to products.

WERNER shall not be responsible for repair, warranty or any claims regarding the products unless *WERNER*'s Analysis confirm that the products were properly stored, installed, handled, maintained and not a result of accident, insufficient, abuse, misuse, natural disaster, improper installation excessive electrical supply, environmental conditions or abnormal mechanical.

Disclaimers

WERNER shall practice to change type/model numbers when published ratings or features are changed, however some specifications of the products may be changed without any notice.

When in doubt, please consult with your *WERNER* representative to confirm actual specifications of products.

WERNER shall change product specifications and accessories at any time based on improvements and other reasons.

The information in this catalog has been carefully checked. However, *WERNER* take no responsibilities for clerical, typographical or proofreading errors.



WERNER

Inventing Innovation...

H.Q.

Werner Electric Private Limited

Plot No.: 166, Hebbal Industrial Area, Mysore - 570016, India.
Tel: +91 73539 47299, E-mail: info@wernerelektrik.com

Werner Malaysia Sdn Bhd,

45-2, Jalan Tiara 2B, Bandar Baru Klang,
41150, Klang, Selangor, Malaysia.

Tel: +60 13 533 3348, E-mail: info@wernerelektrik.com

Werner Elektrik Türkiye

Ayazağa Mah. Mimar Sinan Sok. Seba Office Boulevard.
D Blok. No.: 21D/45 Sariyer / İstanbul, Türkiye.

Tekefon: +90 539 829 25 07 , E-posta: info@wernerelektrik.com

www.wernerelektrik.com