

WERNER

Inventing Innovation...

PRODUCT SPECIFICATION

290 Series PCB Power Relays



290 Series PCB Power Relays

WERNER

Features



30A Switching Capability
 4.8kV Dielectric strength
 Class F Insulation available
 Open type and sealed type available
 Environmental friendly(RoHS complaint)
 Outline Dimension (32.4 x 27.5 x 20)mm

Contact Data

Contact Arrangement	1A - NO	1B - NC	1C
Contact Resistance	50mΩ(1A 24VDC)		
Contact Material	AgSnO ₂ , AgCdo		
Max. switching capacity	7200VA/900W	4800VA/600W	4500VA/600W
Max. switching voltage	250VAC/30VDC		
Max. switching current	30A	20A	NO:30A/NC:20A
Rating	30A 240VAC	20A 240VAC	20A 240VAC
Mechanical endurance	1 x 10 ⁷		
Electrical endurance	1 x 10 ⁹		

Characteristics

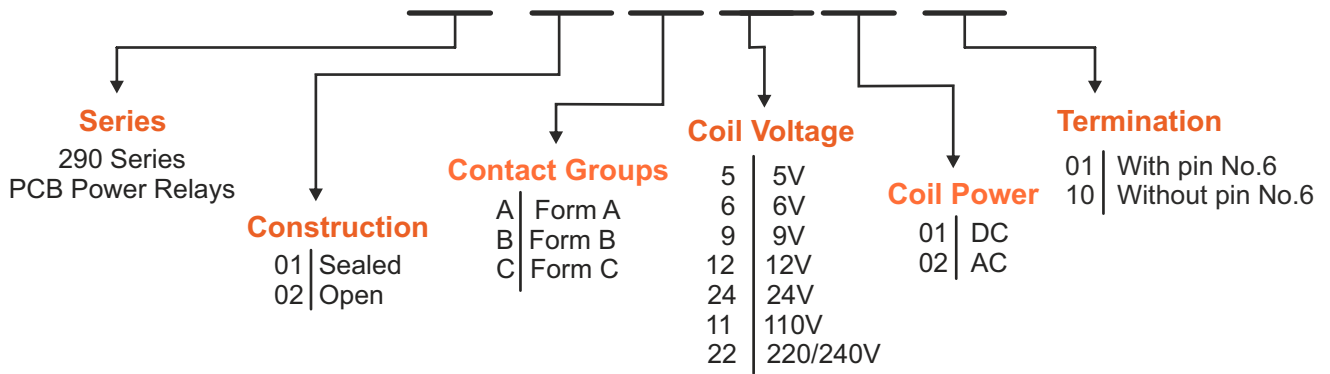
Insulation Resistance	1000MΩ (500VDC)
Between coil & contacts	4500 1min
Between open contacts	1500V 1min
Operate time (at rated voltage)	≤15ms
Release time (at rated voltage)	≤10ms
Storage temperature range	-40° C-105° C
Functional	100m/s ² (10g)
Destructive	1000m/s ² (100g)
Vibration resistance	10Hz-55Hz 1.5mm
Humidity	5%-85% RH
Termination	PCB
Unit weight	Approx 36g

Coil Data Type

Coil Voltage VDC	Pick-up Voltage VDC	Drop-out Voltage VDC	Max. Allowable Voltage VDC	Coil Resistance Ω
5	2.1	0.45	6.5	27 x (1±10%)
6	4.2	0.6	7.8	40 x (1±10%)
9	6.75	0.9	11.7	97x (1±10%)
12	8.00	2.2	15.6	155x (1±10%)
24	16.8	3.4	31.2	660x (1±10%)
110	77.00	16.5	143	13450x (1±10%)
220/240	192	48	286	13490x (1±10%)

ORDERING TABLE

290.01.A.12.02.01



Dimension & Wiring Diagram

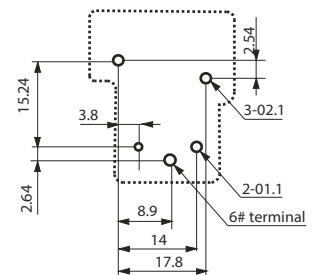
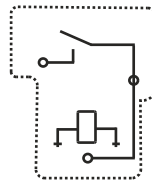
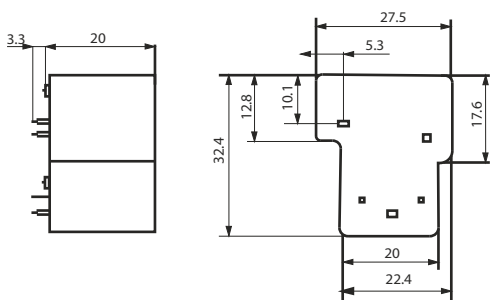
Outline Dimension

Wiring Diagram (Bottom view)

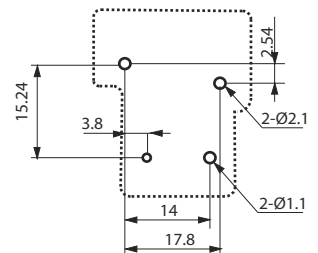
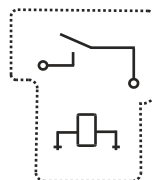
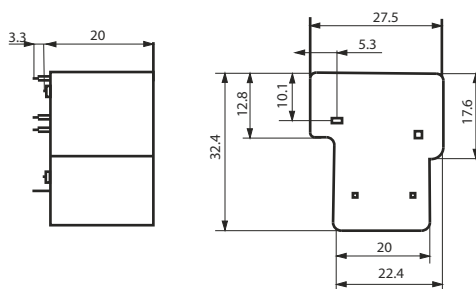
PCB Layout (Bottom view)

1 Form A Close type - (NO)

With 6# terminal



Without 6# terminal



Dimension & Wiring Diagram

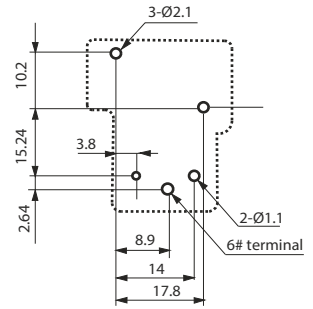
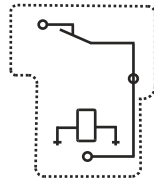
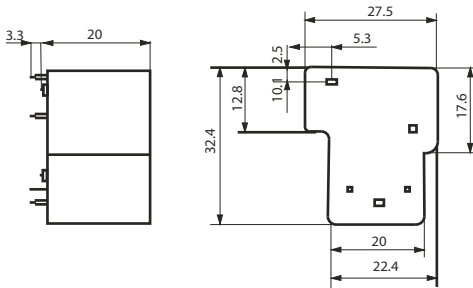
Outline Dimension

Wiring Diagram (Bottom view)

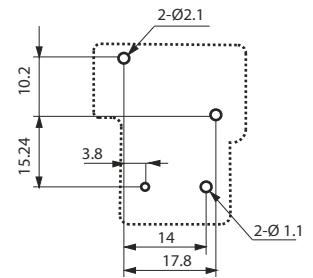
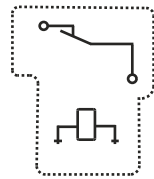
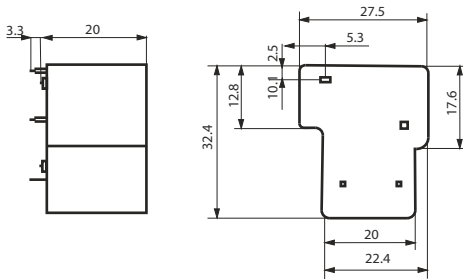
PCB Layout (Bottom view)

1 Form B Close type - (NC)

With 6# terminal

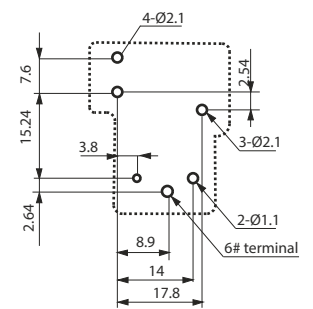
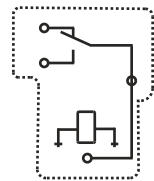
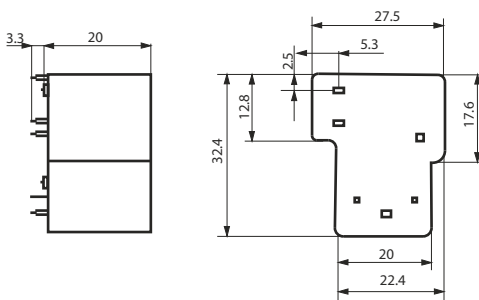


Without 6# terminal

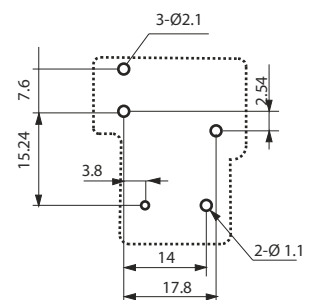
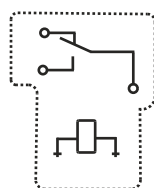
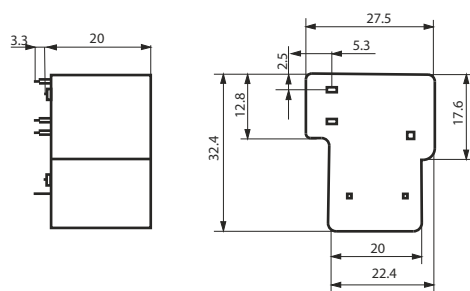


1 Form C Close type - (SPDT)

With 6# terminal



Without 6# terminal



Dimension & Wiring Diagram

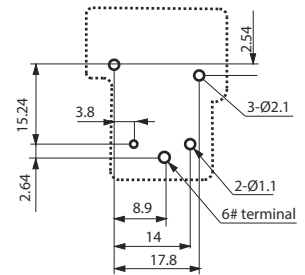
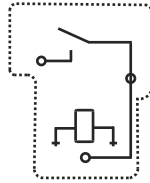
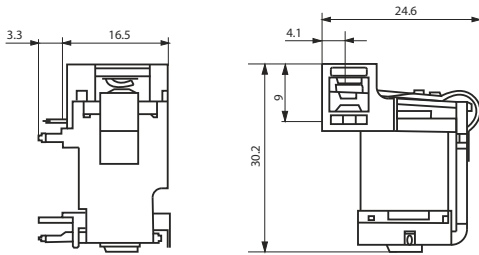
Outline Dimension

Wiring Diagram (Bottom view)

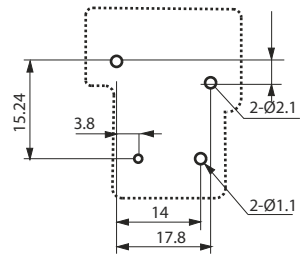
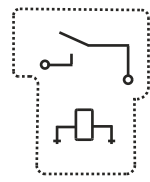
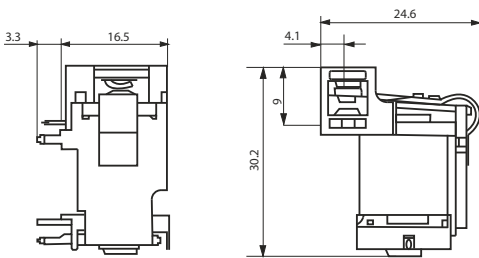
PCB Layout (Bottom view)

1 Form A Open type - (NO)

With 6# terminal

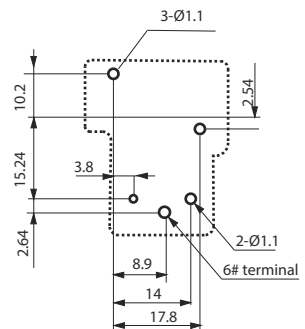
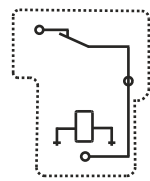
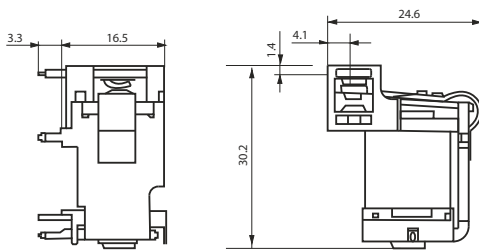


Without 6# terminal

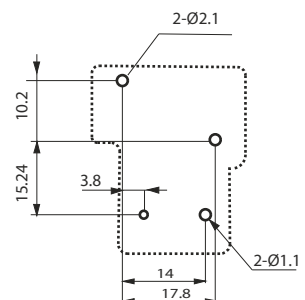
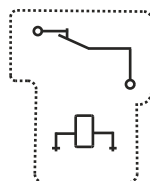
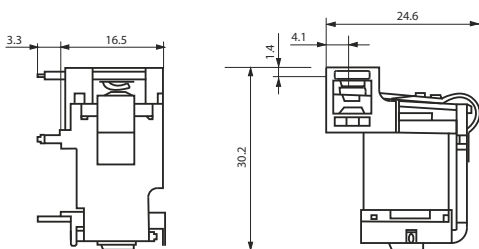


1 Form B Open type - (NC)

With 6# terminal



Without 6# terminal



Dimension & Wiring Diagram

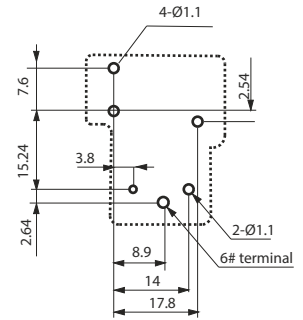
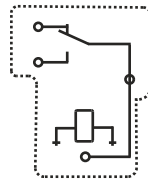
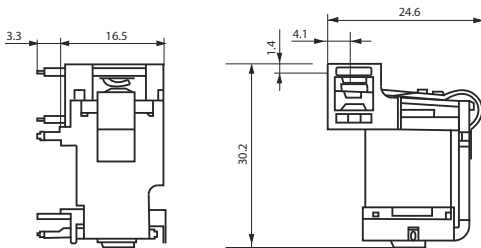
Outline Dimension

Wiring Diagram (Bottom view)

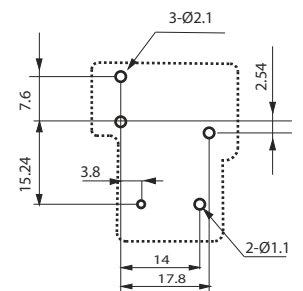
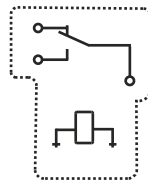
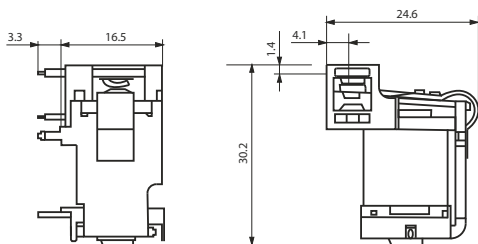
PCB Layout (Bottom view)

1 Form C Open type - (SPDT)

With 6# terminal



Without 6# terminal



Terms And Conditions

Please read this catalog before purchasing any products. Please consult your *WERNER* representative for any clarifications or comments.

Application Considerations

WERNER shall not be responsible for conformity with any regulations, codes or standards that apply to use of the products. *WERNER* shall provide applicable third party certification documents identifying ratings and limitations of use that apply to the products in case of the customer's request.

Prevent use the products for an application involving risk to life or property. Be sure that the *WERNER*'s products are properly rated and installed for the overall system or equipment.

WERNER shall not be responsible for the user's programming of a programmable products.

Warranty

WERNER's warranty represents that the products are free from defects in materials and workmanship for a period of one year.

WERNER shall not be responsible for any special loss of profit, commercial loss, indirect or consequential damages relevant to products.

WERNER shall not be responsible for repair, warranty or any claims regarding the products unless *WERNER*'s Analysis conform that the products were properly stored, installed, handled, maintained and not a the results from accident, insufficient, abuse, misuse, natural disaster, improper installation excessive electrical supply, environmental conditions or abnormal mechanical.

Disclaimers

WERNER shall practice to change type/model numbers when published ratings or features are changed, however some specifications of the products may be changed without any notice.

When in doubt, please consult with your *WERNER* representative to confirm actual specifications of products.

WERNER shall change product specifications and accessories at any time based on improvements and other reasons.

The information in this catalog has been carefully checked. However, *WERNER* take no responsibilities for clerical, typographical or proofreading errors.



WERNER

Inventing Innovation...

H.Q.

Werner Electric Private Limited

Plot No.: 166, Hebbal Industrial Area, Mysore - 570016, India.
Tel: +91 73539 47299, E-mail: info@wernerelektrik.com

Werner Malaysia Sdn Bhd,

45-2, Jalan Tiara 2B, Bandar Baru Klang,
41150, Klang, Selangor, Malaysia.

Tel: +60 13 533 3348, E-mail: info@wernerelektrik.com

Werner Elektrik Türkiye

Ayazağa Mah. Mimar Sinan Sok. Seba Office Boulevard.
D Blok. No.: 21D/45 Sariyer / İstanbul, Türkiye.

Tekefon: +90 539 829 25 07 , E-posta: info@wernerelektrik.com

www.wernerelektrik.com