

WIN Series Interface Relay Modules



**WERNER's 26 Series best
Mechanical Relays**


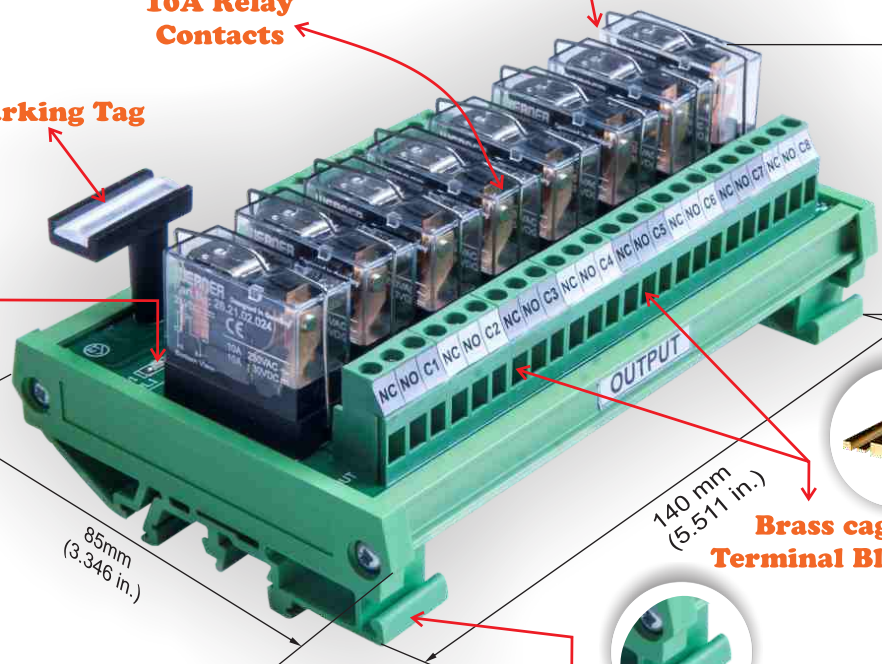


**Bright SMD LED's
Indication**

**10A Relay
Contacts**

Marking Tag

55mm
(2.185 in.)



**Brass cage
Terminal Blocks**



**Thick ENDPLATES for
rigidity and longer life**


Interface Relay Modules

1,2,4,6,8 & 16 Channels

INTERFACES RELAY Modules

Our interface modules fulfill the most varied tasks. Whether in production engineering, for the electrical equipping of machines or in control engineering for power distribution, building automation and materials processing the main aim is to guarantee the exchange of signals between the process peripherals and the higher level control systems.

WERNER Relay Modules provide high density packaging of miniature general purpose relays, Double Pole Double Throw (2 FormC) contact configurations and low current AC and DC coils.



Contact Ratings

Wire Range	Current	Voltage
0.5-4mm ² 30-14 AWG	12A	240VAC/ 30VDC

Contact Ratings

Wire Range	Current	Voltage
0.5-4mm ² 30-14 AWG	8A	240VAC/ 30VDC

Ordering Information

WIN 1 1 1080 D 024

Series	
WIN	

Input Type	
1	Common Negative
2	Common Positive
3	Individual with Jumper

Output Type	
1	Individual Output

Change Over	
1	1 Change Over
2	2 Change Over
4	4 Change Over

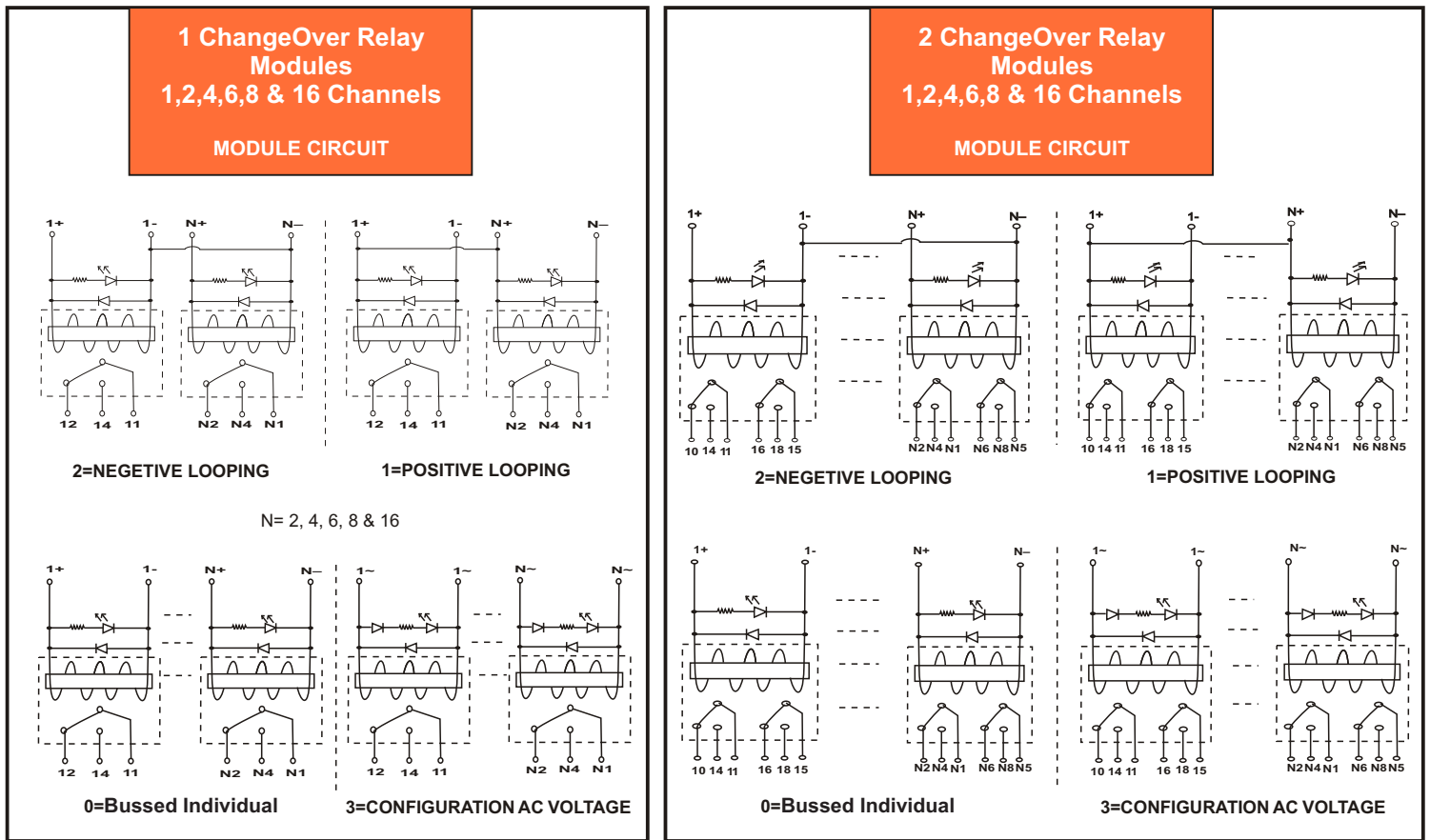
Coil Voltage	
012	12VDC
024	24VDC
048	48VDC
110	110VDC
230	230VDC

Voltage Type	
A	AC
D	DC

With Fuse	
1	With fuse
0	Without fuse

Channel	
01	1 Channel
02	2 Channel
04	4 Channel
06	6 Channel
08	8 Channel
16	16 Channel
32	32 Channel

Wiring Diagram



Contact Specification

Single Change Over Relay Modules: 5A

Relay Socket: 12A
 Terminal Blocks: 10A
 PCB Trace for Contact Circuit
 At 30°C (86°F) temperature rise NC: 5A
 Common and NO; 5A
 PCB Trace for Coil Circuit: 2A
 At 30°C (86°F) temperature rise

Double Change Over Relay Modules: 2 x 5A

Relay Socket: 8A
 Terminal Blocks: 12A
 PCB Trace for Contact Circuit: 5A
 At 30°C (86°F) temperature rise: 5A
 PCB Trace for Coil Circuit: 2A
 At 30°C (86°F) temperature rise

Relay Specification

AC Coil Ratings

Voltage	Rated Current (mA) AC 60Hz	Coil Resistance (Ω)	Power Consumption (VA)	Operation Properties		
				Continuous Voltage	Pickup Voltage	Dropout Voltage
6V	150	16	Approx. 0.90	110% max. at 70°C (158°F)	80% max.	30% min.
12V	75	65				
24V	37.50	260				
110V	10.60	4600				
120V	7.50	6500				
220V	4.1	25000				
240V	5.30	30000				

±15% at 20°C

DC Coil Ratings

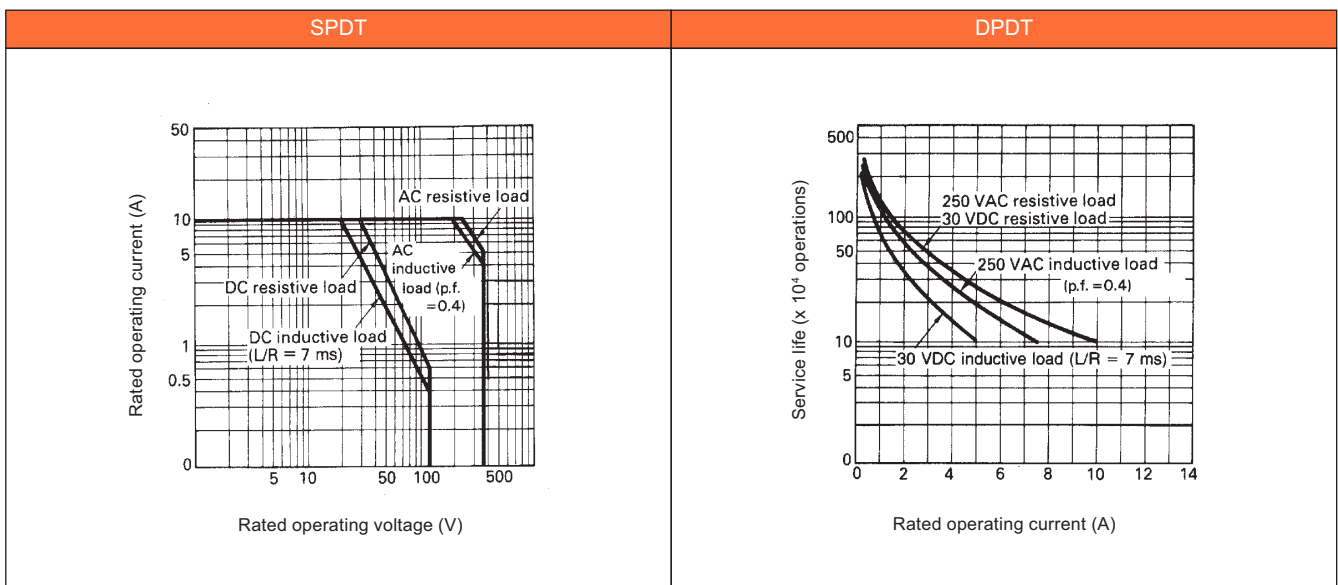
Voltage	Rated Current (mA)	Coil Resistance (Ω)	Power Consumption (mW)	Operation Properties		
				Continuous Voltage	Pickup Voltage	Dropout Voltage
6V	88.20	68	Approx. 530	110% max. at 70°C (158°F)	70% max.	15% min.
12V	43.60	275				
24V	21.80	1,100				
48V	11.50	4,170				
110V	4.80	22,900				

±15% at 20°C

Weight

Model No.	26.21 (SPDT)	26.22 (DPDT)	26.23 (SPST-NO)	26.24 (DPST-NO)
Weight (approx.)	17g	18g	15g	16g

Relay Electrical Characteristics



WERNER

Inventing Innovation...

Werner Electric Pvt. Ltd.,

Plot No. 166, Hebbal Industrial Area, Mysore - 570016, India

Tel: +91-9686321242 • E: info@in.wernerelektrik.com